



**RICE - TEXAS STATE MEDIA**

**TELEVISION**

 Play-by-Play: Dave Neal  
Analyst: Aaron Murray  
Sideline Reporter: Morgan Uber

**RADIO**

Rice Radio (internet & Varsity Ap)  
Play-by-Play: JP Heath  
Analyst: Nate Griffin  
Sideline Reporter: Jason Metko

**2023 SCHEDULE**

	AT 11/12 TEXAS		SEPT 2 L, 10-37
	HOUSTON		SEPT 9 W, 43-41 <sup>(20T)</sup>
	TEXAS SOUTHERN		SEPT 16 W, 59-7
	AT USF		SEPT 23 L, 29-42
	EAST CAROLINA		SEPT 30 W, 24-17
	UConn		OCT 7 L, 31-38
	AT TULSA		OCT 19 W, 42-10
	22/23 TULANE		OCT 28 L, 28-30
	RV SMU		NOV 4 L, 31-36
	AT UTSA		NOV 11 L, 14-34
	AT CHARLOTTE		NOV 18 W, 28-7
	FLORIDA ATLANTIC		NOV 25 W, 24-21
	VS. TEXAS STATE		DEC 26 4:30 pm



RICE 6-6, 4-4 vs TEXAS STATE 7-5, 4-4



GERALD J. FORD STADIUM

Dallas, Texas // Dec. 26, 2023 // 4:30 p.m. CT

**RICE**

Record (AAC) ..... 6-6 (4-4)  
Ranking ..... N/A  
Last Game: ..... W, 24-21 vs. Florida Atlantic  
Streak: ..... Won 2  
Head Coach: ..... Mike Bloomgren  
Career Record: ..... 22-45 (6th)  
Rice Record: ..... Same

**STAT LEADERS**


RUSHING: ..... Dean Connors  
106 att.; 707 yards (6.7), 5 TDs  
PASSING: ..... JT Daniels  
181-287-7, 2,443 yards, 21 TDs  
RECEIVING: ..... Luke McCaffrey  
68 rec., 963 yards, 12 TDs  
TACKLES: ..... Plae Wyatt  
76 tkl.; 3.0 TFL; 1.0 SACKS; 6 PBU; 2 QBH

**TEXAS STATE**

Record (SBC) ..... 7-5 (4-4)  
Ranking ..... N/A  
Last Game: ..... W, 52-44 vs. South Alabama  
Streak: ..... Won 1  
Head Coach: ..... G.J. Kinne  
Career Record: ..... 19-7 (2nd)  
Texas State Record: ..... 7-5 (1st)

**STAT LEADERS**

RUSHING: ..... Ismail Mahdi  
199 att.; 1,209 yards (6.1); 10 TDs  
PASSING: ..... TJ Finley  
264-385-8, 3,287 yards, 24 TDs  
RECEIVING: ..... Joey Hobert  
71 rec.; 847 yards; 8 TDs  
TACKLES: ..... Brian Holloway  
98 tkl.; 16.0 TFL; 1.5 SACKS; 2 INT; 8 QBH

	AT A GLANCE	
	30.3	POINTS/GAME 36.0
	26.7	POINTS ALLOWED/GAME 33.8
	112.6	RUSH YARDS/GAME 190.9
	264.2	PASS YARDS/GAME 280.8
	376.8	TOTAL OFFENSE/GAME 471.8
	370.1	TOTAL DEFENSE/GAME 414.3
		

**INSIDE THE SERIES**

- Rice and Texas State meet for the fifth time in history, the first in a bowl game and the first with school since it became known as Texas State.
- This will be the fifth meeting in which Rice is the home team.
- The schools split the previous four meetings, all of them on the Rice campus, while the Owls are the designated home team in the First Responder Bowl.
- The series began on 11/19/20 with a 48-0 Rice win.
- The Bobcats won the next two meetings, 19-6 on 10/27/23 and 31-6 on 9/20/86 before Rice took the most recent meeting, 38-28 on 9/26/87.
- In the most recent meeting, Rice spotted the Bobcats a 14-7 win before winning 38-28. Current Dallas Cowboys VP of Player Personnel Will McClay tied the school record with three interceptions.
- The Owls are 2-4 all-time at Ford Stadium, and have lost the last two. The fell to SMU 27-24 in their most recent appearance in 2011... The Owls last win on SMU's home field was a 43-42 win in 2007 as Rice rallied back from a 15-point deficit to win it on Clark Fangmeier's walk-off, 31-yard field goal.

**ATHLETIC COMMUNICATIONS**

RICE  
CHUCK POOL  
CPOOL@RICE.EDU  
C: 832-224-6476 | O: 713-348-5775

TEXAS STATE  
CHRIS KUTZ  
CHRISKUTZ@TXSTATE.EDU



# TEXAS STATE TWO-DEEP

## OFFENSE

TE (Y)	87	Jack Bradley	6'5"	256	Sr. 4L	Dallas, Texas / Bishop Lynch
	14	Boden Groen	6'3"	227	Jr. 1L	Santa Ana, California / Mater Dei /Saddleback College
or	7	Elijah Mojarro	6'4"	238	Gr.	Orange, California/Orange Lutheran/ California
LT	71	Clay Servin	6'4"	300	Gr-4L	Richardson, Texas/JJ Pearce
	75	Miguel Cedeno	6'7"	315	R-Fr.	Davie, Florida/ American Heritage
LG	77	Brant Banks	6'7"	325	Gr.	Houston, Texas / Westbury Christian / Nebraska
	50	Patrick Valent	6'3"	310	Fr.	Warren, Ohio/ John F Kennedy Catholic
C	52	Braedon Nutter	6'3"	293	Jr. 2L	Tomball, Texas / Memorial
	79	Weston Kropp	6'4"	320	Jr.	Biloxi, Mississippi / Biloxi / Jones
RG	73	Lavel Dumont	6'4"	315	Gr.	Tampa, Florida / Wharton / Toledo
	75	Miguel Cedeno	6'7"	315	R-Fr.	Davie, Florida/ American Heritage
RT	78	Ethan Onianwa	6'6"	340	R-So.1L	Katy, Texas / Cinco Ranch
	58	Peyton Farmer	6'6"	290	Fr.	Fresno, Texas / Ridge Point
QB	12	AJ Padgett	6'3"	238	R-Fr.	Frisco, Texas/Reedy
	9	Chase Jenkins	6'0"	187	Fr.	Katy, Texas / Alief Taylor
RB	21	Juma Otoviano	5'10"	203	R-Sr. 4L	Arlington, Texas / James Martin
	0	Dean Connors	6'0"	205	Jr. 1L	Kamuela, Hawai'i / Murrieta Valley (CA) / Riverside CC
	5	Ari Broussard	6'0"	221	R-Sr. 4L	New Orleans, Louisiana / Lusher HS
FB	30	Micah Barnett	6'1"	240	So.1L	Dickinson, Texas / Dickinson
	44	Geron Hargon	6'2"	242	R-So. 2L	Shreveport, Louisiana / Captain Shreve
WR-F	10	Luke McCaffrey	6'2"	195	R-Jr.2L	Highlands Ranch, Colorado / Valor Christian / Nebraska
	2	Kobie Campbell	5'7"	164	Jr. 3L	Missouri City, Texas / Hightower
WR-X	80	Rawson MacNeill	6'5"	193	R-Fr.	Marietta, Georgia/George Walton
	8	Matt Sykes	6'4"	215	Fr.	Markakilo, Hawai'i/Saint Louis School/UCLA
WR-Z	17	Landon Ransom-Goelz	6'0"	173	Fr.	Trophy Club, Texas/ Byron Nelson
	81	Braylen Walker	5'10"	172	R-Fr.	Sulphur, Louisiana / Lake Charles College Prep

## DEFENSE

DE	44	Coleman Coco	6'5"	264	Gr.	Pittsburgh, Pennsylvania/ Mt. Lebanon / Colgate
	0	Jordan Campbell	6'3"	250	Jr.-Tr	Middlesex, NJ / Middlesex/Nassau CC
DT	55	De'Braylon Carroll	6'0"	290	R-Jr. 3L	Duncanville, Texas / Duncanville
	74	Michael Larbie	6'0"	280	Gr.	Bryn Mawr, Pennsylvania / Sun Valley/Duke
NT	50	Izeya Floyd	6'2"	315	R-Jr. 3L	Frisco, Texas / Reedy
	75	Blake Boenisch	6'3"	330	R-So.1L	Needville, Texas / Needville
RUSH	12	Josh Pearcy	6'2"	245	R-Jr. 3L	Moorestown, New Jersey / Moorestown
	98	Van Heitmann	6'6"	239	Jr. 3L	Houston, Texas / Stratford HS
or	45	Demone Green	6'1"	259	R-Fr.	Houston, Texas / Heights
MIKE	27	Andrew Awe	6'2"	237	R-So.1L	Mansfield, Texas / Mansfield Lake Ridge HS
	6	DJ Arkansas	6'2"	207	R-So. 1L	Denton, Texas / Ryan
WILL	33	Myron Morrison	6'3"	225	R-Jr. 3L	Humble, Texas / Atascocita
	7	Chike Anigbogu	5'10"	205	R-Sr. 3L	Missouri City, Texas / Ridge Point
VIPER	41	Plae Wyatt	5'11"	207	R-So. 2L	Dallas, Texas / Boyd
	9	Peyton Stevenson	6'3"	202	R-So. 1L	Demopolis, Alabama / Demopolis
FS	26	Gabriel Taylor	5'10"	193	Jr. 3L	Miami, Florida/ Gulliver Prep
	31	Tyson Flowers	5'11"	200	R-Fr.	Fort Worth, Texas / Southwest Christian
SS	22	Jonathan Jean	5'10"	185	R-So. 1L	Lakeland, Florida / Victory Christian Academy
	29	Daveon Hook	5'11"	182	So.1L	Cibolo, Texas / Steele
LCB	1	Sean Fresch	5'8"	177	Jr. 3L	Austin, Texas / Lyndon B. Johnson HS
	13	Lamont Narcisse	5'11"	173	R-So. 2L	Pasadena, California / Calabasas
RCB	2	Tre'shon Devones	6'0"	187	R-Jr. 2L	Duncanville, Texas / Duncanville
	17	Max Ahoia	5'11"	175	Jr. Tr	La Mirada, California / La Mirada /Fullerton College/ El Camino College

## SPECIAL TEAMS

PK	15	Tim Horn	6'2"	225	R-Jr-1L	Honolulu, Hawai'i / Punahou / Washington
	28	Enock Gota	6'0"	201	R-Fr.	Houston, Texas / Dekaney
KO	28	Enock Gota	6'0"	201	R-Fr.	Houston, Texas/Dekaney
	15	Tim Horn	6'2"	225	R-Jr. 1L	Honolulu, Hawai'i / Punahou / Washington
P	23	Conor Hunt	5'11"	188	Sr.1L	Lihue, Hawai'i / Hawai'i Preparatory Academy / Georgetown
or	32	Reese Keeney	5'11"	180	Fr.	Knoxville, Tennessee / Farragut
LS	48	Wyatt Freeman	5'10"	207	Fr.	Bakersfield, California / Centennial / Naval Academy Prep
	45	Colby Connell	5'10"	219	Fr.	San Antonio, Texas / O'Connor
H	23	Conor Hunt	5'11"	188	Sr.1L	Lihue, Hawai'i / Hawai'i Preparatory Academy / Georgetown
	32	Reese Keeney	5'11"	180	Fr.	Knoxville, Tennessee / Farragut
PR	1	Sean Fresch	5'8"	177	Jr. 3L	Austin, Texas / Lyndon B. Johnson HS
or	6	Drayden Dickman	5'11"	178	Fr.	Georgetown, Texas / Georgetown
or	10	Luke McCaffrey	6'2"	195	R Jr.-2L	Highlands Ranch, Colorado / Valor Christian / Nebraska
KOR	16	Quinton Jackson	5'7"	154	R-Fr.	Fort Worth, Texas / North Crowley
or	26	Christian Francisco	5'9"	198	R-So.	Rogers, Arkansas / Rogers

# GAME 13- TEXAS STATE



## 2023 STATISTICAL RANKINGS (AS OF 12/15/23)

Category	RICE			TEXAS STATE		
	Actual	FBS Rank	AAC	Actual	FBS Rank	Sun Belt
Rushing Offense	112.6	112	13	189.9	22	1
Passing Offense	264.2	38	7	280.8	22	2
Total Offense	376.8	71	9	470.8	10	1
Scoring Offense	30.2	48	6	36.0	17	1
Rushing Defense	153.5	69	7	156.8	78	6
Pass Efficiency Defense	134.50	75	4	148.71	113	9
Total Defense	370.1	55	6	414.3	103	9
Scoring Defense	26.7	66	7	33.8	115	11
Net Punting	35.75	115	14	37.49	93	6
Punt Returns	11.41	27	3	6.92	87	8
Kickoff Returns	20.88	49	5	26.57	5	2
Turnover Margin	-0.58	116	13	-0.67	119	12
Pass Defense	216.6	53	3	257.5	117	10
Passing Efficiency	146.09	42	6	154.07	21	2
Sacks pg	1.75	98	8	3.00	9	2
Tackles For Loss	5.2	93	11	8.5	1	1
Sacks Allowed	2.08	68	7	2.33	86	6
Fumbles Recovered	7	51	9	9	20	2
Fumbles Lost	8	84	9	14	129	13
Passes Intercepted	5	123	13	6	113	12
Interceptions Thrown	11	79	6	9	44	5
Turnovers Gained	12	113	13	15	85	11
Turnovers Lost	19	84	6	23	120	11
Fewest Penalties pg	5.58	50	8	7.00	109	13
Fewest Yards Penalized pg	48.33	51	9	64.25	120	13
Punt Return Yardage Defense	10.38	97	12	7.40	61	6
Kickoff Return Yardage Defense	16.31	16	2	23.61	115	12
3rd Down Conversions	.390	66	7	.449	26	2
4th Down Conversions	.667	14	1	.645	25	3
3rd Down Conv. Defense	.373	53	7	.478	126	12
4th Down Conv. Defense	.385	T-15	3	.469	48	6
Red Zone Offense	.889	35	4	.860	56	4
Red Zone Defense	.727	8	2	.849	82	10
First Downs	232	83	10	297	12	2
Time of Possession	32:18	17	2	29:06	85	9

## AMERICAN 2023 STANDINGS

	AAC			Overall		
	W	L	Pct.	W	L	Pct.
Tulane	8	0	1.000	11	1	.917
SMU	8	0	1.000	10	2	.833
UTSA	7	1	.875	8	4	.667
Memphis	6	2	.750	9	3	.750
Rice	4	4	.500	6	6	.500
South Florida	4	4	.500	6	6	.500
Navy	4	4	.500	5	6	.455
North Texas	3	5	.375	5	7	.417
Florida Atlantic	3	5	.375	4	8	.333
UAB	3	5	.375	4	8	.333
Tulsa	2	6	.250	4	8	.333
Charlotte	2	6	.250	3	9	.250
Temple	1	7	.125	3	9	.250
East Carolina	1	7	.125	2	10	.167

### BOWL SCHEDULE (ALL TIMES CT)

**Tuesday, December 19**

**Scooter's Coffee Frisco Bowl; Frisco, Texas**

UTSA vs. Marshall <sup>ESPN</sup> 8 p.m.

**Thursday, December 21**

**RoofClaim.com Boca Raton Bowl; Boca Raton Bowl**

South Florida vs. Syracuse <sup>ESPN</sup> 7 p.m.

**Tuesday, December 26**

**SERVPRO First Responder Bowl; Dallas, Texas**

Rice vs. Texas State <sup>ESPN</sup> 4:30 p.m.

**Wednesday, December 27**

**Military Bowl; Annapolis, Md.**

Tulane vs. Virginia Tech <sup>ESPN</sup> 1 p.m.

**Thursday, December 28**

**Wasabi Fenway Bowl; Boston, Mass.**

SMU vs. Boston College <sup>ESPN</sup> 10 a.m.

**Friday, December 29**

**AutoZone Liberty Bowl; Memphis, Tenn.**

Memphis vs. Iowa State <sup>ESPN</sup> 2:30 p.m.

### RICE FUTURE SCHEDULES

#### 2024

##### Non-conference

8/31 Sam Houston

9/7 Texas Southern

10/26 @UConn

##### American Athletic Conference

**Home:** Charlotte, Navy, South Florida, UTSA

**Away:** UAB, Army, Memphis, Tulane

#### 2025

##### Non-conference

8/30 @Louisiana

9/6 Prairie View A&M

10/11 UConn

### RICE'S 2023 RECORD WHEN ...

Overall	6-6	Tied after first quarter	2-0
American Athletic Conference	4-4	Leading at halftime	6-1
Home	4-3	Trailing at halftime	0-5
Away	2-3	Tied at halftime	0-0
Neutral Site	0-0	Leading after third quarter	6-0
Current Streak	W2	Trailing after third quarter	0-6
Current Home Streak	W1	Tied after third quarter	0-0
Current Road Streak	W1	Overtime	1-0
Current Neutral Streak	L1	Scoring less than 20 points	0-2
Day Games	3-3	Scoring 20-29 points	3-2
Night Games	4-2	Scoring 30 or more points	3-2
On Television	6-6	Allowing less than 20 points	4-0
ESPN2	1-1	Allowing 20-29 points	1-0
ESPNU	0-3	Allowing 30 or more points	1-6
ESPN+	4-1	With a 100-yard rusher	2-0
Fox	0-1	Allowing a 100-yard rusher	0-1
NFL Network	1-0	With a 300-yard passer	2-2
In September	3-2	Allowing a 300-yard passer	0-1
In October	1-2	Outgaining opponent	5-1
In November	2-2	Opponent outgains	1-5
In December	0-0	300 or more yards of total offense	5-2
vs. Top 25 Teams (AP)	0-2	Allowing 300 or more yards total offense	2-5
vs. Unranked Opponents	6-4	No turnovers	2-1
On Natural Grass	0-1	One to three turnovers	4-4
On Artificial Turf	6-5	More than three turnovers	0-1
Scoring first	4-3	No takeaways	1-2
Opponent scores first	2-3	One to three takeaways	5-4
Scoring on opening drive	3-2	More than three takeaways	1-0
Opponent scores on opening drive	2-1	Committing fewer turnovers	2-1
Controlling time of possession	5-2	Turnovers are equal	1-1
Opponent controls time of possession/tied	1-4	Committing more turnovers	3-3
Leading after first quarter	4-2		
Trailing after first quarter	0-4		

**MEDIA SCHEDULE - SERVPRO FIRST RESPONDER BOWL**

<b>WED 20</b>	<b>THURS 21</b>	<b>FRI 22</b>	<b>SAT 23</b>	<b>SUN 24</b>	<b>MON 25</b>	<b>TUES 26</b>
<b>PRACTICE 10:55-12:55</b> Media Availability post-practice (players only) 1:15 pm <b>SIGNING DAY ZOOM</b>	<b>PRACTICE 10:45-12:45</b> Media Availability post-practice	<b>TRAVEL DAY 9:00 AM</b> Media Availability Prior to departure	<b>PRACTICE 11:25-12:45</b> Highland Park HS Media Availability post-practice	<b>PRACTICE 12:10-1:25</b> Highland Park HS Media Availability post-practice	<b>WALKTHROUGH @Ford Stadium</b>  No Media Availability	<b>GAME DAY 4:30 Kickoff</b> Postgame on Zoom 

**RICE QUICK FACTS**

Location | **Houston, Texas 77005**  
 Founded | **1891**  
 Enrollment | **8,500**  
 Nickname | **Owls**  
 Mascot | **Sammy the Owl**  
 Colors | **Blue (281c) and Gray (424c)**  
 Conference | **American Athletic**  
 Stadium | **Rice Stadium (47,000)**  
 Playing Surface | **AstroTurf 3D60H**  
 President | **Reginald DesRoches (California, '90)**  
 Athletics Director | **Tommy McClelland (NWState, '04)**  
 Rice Athletics Phone Number | **713-348-6920**  
 Rice Football Phone Number | **713-348-6900**  
 Ticket Office Phone Number | **713-348-OWLS**

**2023 TEAM INFORMATION**

**Starters Returning/Lost** | 16/9  
**Offense** | 7/4  
**Defense** | 8/3  
**Specialists** | 1/2  
**Lettermen Returning/Lost** | 42/24  
**Offense** | 17/13  
**Defense** | 22/8  
**Specialists** | 2/3

**How The Owls Were Built:**  
**HS Recruits:** 75  
**Walk-ons:** 11  
**Portal:** 14  
**JuCo:** 9

**BOWLING BACK TO BACK**

Rice has earned a bowl berth in consecutive seasons for the third time in school history. The Owls played in two bowls in 1961, playing in the Sugar Bowl on January 1 after the 1960 season and the Bluebonnet Bowl at the end of the 1961 campaign. Most recently, they played in the 2012 Armed Forces Bowl, the 2013 Liberty Bowl and the 2014 Hawai'i Bowl. Mike Bloomgren is the third coach to lead the Owls to consecutive bowl berths, joining Jess Neely (1961) and David Bailiff (2012-14). Neely led the Owls to six bowl games in his career and Bailiff to four. Jimmy Kitts (1938 Cotton Bowl) and Todd Graham (2006 New Orleans Bowl) each took Rice to one bowl.

**ALL-AAC**

Luke McCaffrey was named to the All-AAC first team by conference coaches while Dean Connors, Myron Morrison, Josh Percy and Gabriel Taylor earned honorable mention honors. McCaffrey also earned first-team, All-AAC accolades from Phil Steele. Connors, Percy, and Taylor were joined by De'Braylon Carroll on Steele's third team while Brant Banks, Tre'shon Devones and Clay Servin were named to the fourth team.

**BOWLING BITS**

- Rice will be playing in its 14th bowl game with eight of those in Texas and six of those eight in the Dallas/Fort Worth Area... Rice played in the Cotton Bowl in 1938, 1950, 1954 and 1958 and in the Armed Forces Bowl in 2012 prior to this year's First Responder Bowl.
- The Rice roster includes 18 players who are returning home to the DFW area for the bowl game (DJ Arkansas, Andrew Awe, Moh Bility, Jack Bradley, De'Braylon Carroll, Tre'shon Devones, Tyson Flowers, Izeya Floyd, Quinton Jackson, Joseph Mutombo, Trace Norfleet, Juma Otoviano, AJ Padgett, Landon Ransom-Goelz, Clay Servin, Jeremiah Williams, and Plae Wyatt).
- AJ Padgett will become the second Owls QB to start in consecutive bowls, joining Taylor McHargue, who started in the 2012 Armed Forces and 2013 Liberty Bowls. Padgett tied a Rice bowl record with three TD passes in his first bowl start last season in the LendingTree Bowl.
- This will be the sixth time Rice has played a bowl game on the home field of a conference rival, with five of six coming on SMU's home field (1938, 1950, 1954 and 1958 Cotton Bowl, 2023 First Responder Bowl). Rice faced Troy in the 2006 New Orleans Bowl at the SuperDome in 2006.
- Rice is 4-1 in bowls in the DFW area, but the Owls have lost their last three games in the area, losing at North Texas in 2018, 2020 and 2022. Their last win in DFW was over UNT in 2015.

**STARTING WITH THE COIN TOSS IN 2023**

Opponent	Captain	Captain	Captain	Captain	Captain	Coin Toss	Kick/Receive	First Offensive Possession	First Defensive Possession	Jersey	Pants	Outcome
at Texas	Anigbogu	Morrison	Percy	Servin	-	Rice	Deferred	Field Goal	Turnover on Downs	White	White	L, 10-37
Houston	Anigbogu	Floyd	Percy	McCaffrey	-	Houston	Deferred	Touchdown	Interception	Blue	White	W, 43-41 <sup>20T</sup>
Texas Southern	Anigbogu	McCaffrey	Percy	Morrison	-	Rice	Deferred	Touchdown	Fumble	Blue	White	W, 59-7
at South Florida	Anigbogu	McCaffrey	Morrison	Servin	-	USF	Deferred	Punt	Field Goal	White	Blue	L, 29-42
East Carolina	Anigbogu	Percy	Floyd	Servin	-	ECU	Deferred	Punt	Field Goal	Columbia Blue	White	W, 24-17
Connecticut	Anigbogu	McCaffrey	Percy	Morrison	-	UCONN	Deferred	Punt	Missed FG	Blue	White	L, 31-38
at Tulsa	Anigbogu	McCaffrey	Morrison	Servin	-	Tulsa	Deferred	Punt	Turnover on Downs	White	White	W, 42-10
Tulane	Anigbogu	McCaffrey	Percy	Servin	-	Rice	Deferred	Punt	Field Goal	Blue	Gray	L, 28-30
SMU	Anigbogu	McCaffrey	Morrison	Floyd	-	Rice	Deferred	Punt	Turnover on Downs	Blue	Blue	L, 31-36
at UTSA	Anigbogu	Percy	Morrison	Servin	-	Rice	Deferred	Punt	Punt	White	Blue	L, 14-34
at Charlotte	Anigbogu	McCaffrey	Percy	Servin	-	Rice	Deferred	Touchdown	Punt	White	White	W, 28-7
Florida Atlantic	Anigbogu	McCaffrey	Percy	Servin	-	Rice	Deferred	Turnover on Downs	Touchdown	Blue	Blue	W, 24-21



## DOWN THE STRETCH

- In winning its last two games to earn a berth in the First Responder Bowl, Rice held Charlotte and Florida Atlantic to an average of 218.5 yards per game (Charlotte 158, Florida Atlantic 279). The last time the Owls held consecutive opponents to less than 437 yards total offense was in 1994 when they held Texas Tech (223) and Texas (179) to a combined 402 yards.
- The Owls held a Charlotte offense that had averaged 411 yards on offense in the previous two games to just 158, the fewest yards allowed by Rice to a conference opponent since holding Tulane to 123 in 2013.
- The 84 yards rushing by Charlotte were the fewest allowed by Rice since they held North Texas to 75 in 2019 while the 74 yards passing were the fewest for a non-service academy vs. Rice since the Owls held Vanderbilt to 71 in 2008.
- Charlotte's seven points were the fewest by a conference opponent since the Owls' 20-0 shut-out at No. 17 Marshall in 2020.

## DIVING INTO THE NUMBERS

- Rice has thrown for 3,170 yards this season and the Owls' average of 264.2 per game is their highest since they averaged 327.2 in 13 games in 2008. The Owls have averaged better than 230 yards just twice since 2008 prior to this year (232.9 last year; 231.3 in 2014).
- The Owls have scored 48 touchdowns, the most since they scored 48 in 2014 (13 games).
- JT Daniels (21) and AJ Padgett (7) have combined for 28 touchdown passes, the most for the Owls since Chase Clement (44), James Casey (2), Jarett Dillard and Jeremy Goodson (1 each) combined to set the school record with 48.
- Rice is tied for 13th nationally in fourth down conversions (16/24; 66.7%), the Owls highest ranking since they finished ninth in both 2012 (12/17; 70.6%) and 2010 (13/18; 72.2%). The 16 conversions match last year's total (in 27 attempts) and are the most since they converted 16 of 29 in 2021. Rice converted 18 of 30 attempts in Mike Bloomgren's first year with the Owls in 2018.
- On the defensive side, the Owls are tied for 15th nationally in fourth down defense (.385, 10/26), but rank seventh among teams who have defended at least 25 fourth down attempts. (Oklahoma State .240, 8/26; Memphis .300, 9/30; Michigan .321, 9/28; Troy .345, 10/29; Alabama .360, 9/25; Eastern Michigan .364, 12/33).
- Rice is tied for 37<sup>th</sup> nationally with 47 pass breakups this season on 349 pass attempts. The Owls have broken up 13.5% of all pass attempts this season, their highest mark since they broke up 14.5% in 2014 (60/414).

## LONG DISTANCE DEAN

- Dean Connors leads the Owls with 707 yards on the ground, including 527 yards on 65 carries over the past six games.
- He has a pair of 100-yard rushing games this season. The last Owl with more than two was Astin Walter with four in 2019.
- His 707 yards are the most by an Rice RB since Astin Walter had 771 in in 2019 while his 6.7 average per carry is the highest by an Owl (minimum of 75 carries) since Thomas Lott Jr. averaged 7.29 in 2003.
- Connors is one of three running backs in college football (and two in the First Responder Bowl) who have at least two carries of 50+ yards and a reception of at least 80 yards.
- His 80-yard TD reception at USF was the longest scoring play for Rice in nine years (Driphus Jackson to Jordan Taylor for 88 yards in 2014) and was also the longest pass reception by an Owls' running back since Quinton Smith and Chase Clement combined on an 80-yard catch and run vs. Houston in 2006.
- His 57-yard burst against SMU was the longest rushing play the Mustangs have allowed this season.
- He is the first Rice running back with at least three plays of better than 50 yards from scrimmage since Austin Walter had four (51 & 70 rushes/two 70 receptions) in 2017.

### RB's w/50+ Rush & 80+ Reception

Name	Rushing	Receiving
Trey Benson, Florida State	(85, 55)	(80)
<b>Dean Connors, Rice</b>	<b>(54, 57)</b>	<b>(80)</b>
Ismail Mahdi, TXState	(65, 56)	(89)

### 300-YARD PASSING GAMES

#18 QB JT Daniels (11)	Sept. 23, 2023
<b>432 @USF</b>	Nov. 21, 2020
401 vs. Mississippi State	<b>Sept. 9, 2023</b>
<b>401 vs. Houston</b>	Jan. 1, 2021
392 vs. Cincinnati	Sept. 10, 2022
365 vs. Kansas	<b>Oct. 7, 2023</b>
<b>362 vs. UCONN</b>	Nov. 24, 2018
349 vs. Notre Dame	<b>Oct. 19, 2023</b>
<b>342 @Tulsa</b>	Nov. 17, 2018
337 @UCLA	Sept. 15, 2018
322 @Texas	Sept. 18, 2021
303 vs. South Carolina	

### 100-YARD RUSHING GAMES

#30 RB Ari Broussard (1)	Nov. 6, 2021
186 @Charlotte	
<b>#0 RB Dean Connors (2)</b>	<b>Nov. 18, 2023</b>
<b>184 @Charlotte</b>	<b>Oct. 19, 2023</b>
<b>120 @Tulsa</b>	

### #8 RB Juma Otoviano (2)

224 vs. Old Dominion	Nov. 24, 2018
111 @ Southern Miss	Oct. 31, 2020

### 100-YARD RECEIVING GAMES

#82 TE Matt Hall (1) <sup>^</sup>	Oct. 16, 2021
100 @SW Baptist	
<sup>^</sup> at Truman State	
<b>#10 WR Luke McCaffrey (6)</b>	<b>Sept. 23, 2023</b>
<b>199 @USF</b>	Oct. 22, 2022
171 @ Louisiana Tech	<b>Nov. 25, 2023</b>
<b>141 vs. Florida Atlantic</b>	Sept. 24, 2022
121 @Houston	Sept. 17, 2022
105 vs. Louisiana	<b>Oct. 7, 2023</b>
<b>100 vs. UCONN</b>	
<b>#84 TE Ethan Powell (5)<sup>^</sup></b>	Oct. 29, 2022
156 @ Austin	Oct. 15, 2022
150 @Howard Payne	Nov. 5, 2022
144 vs. Texas Lutheran	Sept. 24, 2022
111 vs. McMurry	Sept. 10, 2022
103 @Bellhaven	
<sup>^</sup> with Southwestern	
<b>#11 WR Tyson Thompson (2)<sup>^</sup></b>	Nov. 6, 2021
113 vs. Northwestern State	Oct. 30, 2021
103 vs. Incarnate Word	
<sup>^</sup> with HBU	
<b>10-RECEPTION GAMES</b>	
<b>#10 WR Luke McCaffrey (3)</b>	<b>Nov. 25, 2023</b>
<b>12 vs. Florida Atlantic</b>	Sept. 17, 2022
10 vs. Louisiana	Oct. 22, 2022
10 @ Louisiana Tech	
<b>10+ TACKLE GAMES</b>	
<b>#11 LB Chris Conti (3)</b>	Sept. 24, 2022
11 @ Houston	<b>Sept. 23, 2023</b>
<b>11 @USF</b>	Oct. 22, 2022
10 @Louisiana Tech	
<b>#41 S Plae Wyatt (2)</b>	<b>Oct. 28, 2023</b>
<b>12 vs. Tulane</b>	<b>Oct. 7, 2023</b>
<b>10 vs. UCONN</b>	
<b>#22 S Jonathan Jean (1)</b>	<b>Oct. 28, 2023</b>
<b>11 vs. Tulane</b>	
<b>#33 LB Myron Morrison (2)</b>	Oct. 15, 2022
15 @ FAU	<b>Sept. 23, 2023</b>
<b>11 @USF</b>	
<b>#12 DE Josh Percy (1)</b>	Oct. 2, 2021
11 vs. Southern Miss	
<b>#26 CB Gabriel Taylor (1)</b>	Oct. 23, 2021
10 @UAB	

## MILESTONE WATCH

### RECEPTIONS

#### CAREER

1	Jarett Dillard (2005-08)	292
7	Austin Trammell (2017-20)	142
<b>8</b>	<b>Luke McCaffrey (2021-present)</b>	<b>126</b>

#### SEASON

1	James Casey (2008)	111
2	Jarett Dillard (2006)	91
3	Jarett Dillard (2008)	87
4	Eric Henley (1989)	81
5	Jarett Dillard (2007)	79
6	James Sykes (1976)	76
<b>7</b>	<b>Luke McCaffrey (2023)</b>	<b>68</b>

### RECEPTIONS (Tight Ends)

#### CAREER

1	James Casey (2007-08)	157
6	Luke Willson (2009-12)	78
7	Connor Cella (2013-16)	58
<b>8</b>	<b>Jack Bradley (2019-present)</b>	<b>56</b>

### RECEPTIONS (Tight Ends)

	SEASON
1	James Casey (2008) 111*
2	James Casey (2007) 46
3	Gary Butler (1972) 45
4	Vance McDonald (2011) 44
5	Kenneth Roy (1976) 40
6	Robert Hubble (1980) 38
<b>7</b>	<b>Boden Groen 37</b>

\*NCAA Record

### RECEPTIONS (Running Backs)

	SEASON
1	James Sykes (1976) 76
2	Earl Cooper (1979) 47
3	Austin Walter (2018) 42
<b>4</b>	<b>Dean Connors (2023) 40</b>

### RECEIVING YARDS

#### CAREER

1	Jarett Dillard (2005-08)	4,138
5	James Casey (2007-08)	1,914
6	Toren Dixon (2006-09)	1,746
7	Austin Trammell (2017-20)	1,744
<b>8</b>	<b>Luke McCaffrey (2021-present)</b>	<b>1,686</b>

#### SEASON

1	James Casey (2008)	1,329
2	Jarett Dillard (2008)	1,310
3	Jarett Dillard (2006)	1,247
4	Jarett Dillard (2007)	1,057
<b>5</b>	<b>Luke McCaffrey (2023)</b>	<b>963</b>

#### GAME

1	James Casey at Memphis (S 6, 2008)	208
<b>2</b>	<b>Luke McCaffrey at USF (S 23, 2023)</b>	<b>199</b>
3	David Houser at Florida (N 20, 1976)	196
4	Jordan Taylor vs. UTEP (O 26, 2013)	185
5	Doug Cunningham at TCU (O 9, 1976)	175
6	James Casey vs. Houston (N 29, 2008)	172
7	Jarett Dillard at Army (S 30, 2006)	171
	<b>Luke McCaffrey at LA Tech (O 22, 2022)</b>	<b>171</b>
9	David Houser at Texas A&M (O 23, 1976)	170
10	Ben Wiggins at SMU (N 15, 2003)	168
	Jarett Dillard vs. UTEP (N 3, 2007)	168

## LUKE IN TWO

Luke McCaffrey has moved into the Rice career receiver charts in receptions, yards, and touchdowns despite only moving to wide receiver in 2022. While he is tied for third all-time with 18 touchdowns, and is eighth in yards (1,686) and receptions (126), he and James Casey rank as the top two in school history when playing only two years as receivers. McCaffrey's 18 TD receptions are the most for a two-year receiver while Casey leads two-year players and ranks fifth all-time with 1,914 yards and 157 receptions (including a school record 111 in 2008).

## STREAKING

Luke McCaffrey has caught a touchdown in seven consecutive games, the longest streak by an Owl since Jarett Dillard had an 11-game streak covering the final four games of 2007 and the first seven of 2008. Dillard set an NCAA record by catching a touchdown in all 13 games of the 2006 season and in a total of 15 straight from 2005-06, which is the second-longest streak in NCAA history. He ended his career by setting NCAA record for games with a touchdown reception (38) and for career touchdown receptions (60).

## NO PASSING ZONE

Tre'shon Devones was not able to practice prior to the Charlotte game but picked off his second pass of the season and added a pass break up. His 10 PBU's are seven more than he had in his career entering the season and the last Owl with more than 10 in a season was Phillip Gaines with 18 in 2012.

## FIRST QUARTERS

Rice has scored 121 points in the first quarter this season while allowing 47, the most since scoring 81 in 2014 (allowed 97). The Owls have not outscored the opposition in the first quarter of a full season since 2019 (65-58). They held a 29-0 lead after the first during the shortened (5 games) 2020 season. In full seasons since 1974, Rice has outscored opponents in the first quarter 11 times and has averaged 6.1 wins in those years (67-61-1). In the 37 other full seasons

Most 1st Quarter Points	
<i>(since 1974)</i>	
YEAR (record)	Scored (allowed)
2008 (10-3)	145 (84)
2013 (10-4)	132 (51)
<b>2023 (6-6)</b>	<b>121 (47)</b>

since 1974, they averaged 3.2 wins (120-301-2).

## FAST OUT OF THE GATE

Rice has scored on 18 of 32 first-quarter possessions over the last 11 games. The Owls have scored on their first possession three times this season and have forced a turnover on four of eight opponents' first possessions and turned each into points. The Owls stopped Texas on fourth down to open the game on September 2 in Austin and then kicked a field goal to take a 3-0 lead. Rice drove to a touchdown against Houston after taking the opening kickoff and Tre'Shon Devones intercepted a deflected pass on the Cougars' first drive to set up Rice's second touchdown. Devones pounced on an errant backward pass on TSU's first play from scrimmage to set up Rice's first touchdown of the night. At Tulsa, Jonathan Jean forced a fumble on a sack which was recovered by De'Braylon Carroll, and two plays later Rice scored to go up 14-0.

## TUIASOSOPO NOMINATED FOR BROYLES

Rice Offensive Coordinator Marques Tuiasosopo was one of 57 nominees for the 2023 Broyles Award, which is presented annually by the Frank & Barbara Broyles Foundation and recognizes the top assistant coach in college football. In his third season on South Main, Tuiasosopo has guided the Owls' offense to the fifth-most touchdown passes in school history this season and the Owls are on pace to top 3,000 yards passing in consecutive seasons for only the second time in school history. Quarterback JT Daniels was the first Owl to top 400 yards passing twice in the same season and was ranked at the top of the conference and in the national top 20 in passing efficiency, yards, and touchdown passes through nine games before he was injured. Wide receiver Luke McCaffrey tied for seventh nationally with 12 touchdown receptions and ranks at the top of the conference lists in touchdowns and yards per game. Running back Dean Connors and McCaffrey have both been in the AAC top ten in all-purpose yards. The Broyles Award was created in 1996 to recognize Frank Broyles' legacy of selecting and developing great assistants during his hall-of-fame career as head coach at Arkansas. A selection committee of distinguished former head coaches, broadcasters, and a committee representing the FWAA will select 15 semi-finalists, five finalists from the list of nominees, and an overall winner.

## BY LAND AND AIR

Dean Connors is second on the team with 42 receptions (for 395 yards), the most by a Rice running back since Austin Walters caught 44 in

# GAME 13- TEXAS STATE

2018. Owls running backs have combined for 63 receptions this year, the most since 2011 when Tyler Smith (39); Sam McGuffie (9), Turner Petersen (7). Jeremy Eddington (5), and Charles Ross (3) combined for 69. Connors has three TD receptions this year, the most since Samuel Stewart had three in 2016. The last to have more than three TD receptions was Turner Petersen with four in 2013.

## PRESSURIZED

De'Braylon Carroll leads the team with 28 total pressures and 20 hurries, including 14 over the last six games. Josh Percy is second with 25 total pressures and 17 hurries while he leads the team with six QB hits. Coleman Coco is third with 24 and 15 while Myron Morrison has 20 TP and five QB on just 74 pass rushes. Rice was credited with 31 combined total pressures by PFF against ECU (20 hurries, 8 hits, and three sacks). Morrison, Percy, Carroll, and Jordan Campbell were each credited with five total pressures. Carroll, Campbell, and Percy were each credited with four hurries. Morrison's five total pressures (three hurries and two QB hits) came on 12 pass rushes, while Campbell's four hurries and one hit came on 24 rushes.

## PEYTON'S PLACE

Peyton Stevenson is one of 23 players to have blocked two kicks this season, and one of four (Devin Grant of Buffalo; Jer'Zhan Newton, Illinois; DeDVonne Harris, Wyoming) to block of both a punt and a place kick. Stevenson blocked a PAT vs. UConn and then set up Rice's first touchdown vs. SMU with a blocked punt. It was the first time the Owls have returned a block punt for a touchdown since 2012 when Sam McGuffie blocked a Tulsa punt, then recovered it and returned it for a score. Stevenson is the first Owl to have multiple blocked kicks in a season since Christian Covington in 2013.

## THE KICKOFF GAME

Enoch Gota has 27 touchbacks on 42 kickoffs while averaging 63.7 per kick since moving into the starting role vs. UConn. He has allowed just three returns for 39 yards in his last five games. The Owls KO return defense is ranked second in the conference and 15th in the latest NCAA stats, allowing 16.3 yards per return, the lowest average for the Owls since they finished the 2018 season ranked fifth with an average of 16.12. Quinton Jackson is fourth in the AAC and 27th nationally in kickoff returns after taking over vs. UConn. He is averaging 23.1 yards per return, including a career-best, 44-yard effort vs. SMU. His 346 yards this year are the most by an Owl since Austin Walter had 491 yards on 18 returns

in 2018. He returned four kickoffs for a career-high 114 yards, with a long of 41 yards vs. UConn. Jackson's effort was the best by an Owl since Juma Otoviano totaled 123 yards on five returns vs. LA Tech in 2021 while his 41-yard return was the longest since Otoviano dashed 50 yards on a return vs. UAB in 2021.

## OVERDUE RETURN

Rice has not returned an unblocked punt for a touchdown in over 25 years. LaDoughyous McCalla took one 84 yards for a score against TCU on Nov. 8, 1997. Chike Anigbogu's 15-yard return of a Peyton Stevenson block vs. SMU was the Owls' first since Sam McGuffie's block and recovery at Tulsa on October 20, 2012.

## MAKING THEM COUNT

Rice has scored eight touchdowns off 13 turnovers this season. The Owls have scored 56 points this year while yielding just 41 on 18 turnovers. Rice scored 48 points off 18 turnovers in 13 games last year. Opponents scored 101 points on 32 Owls' turnovers.

## QUICK STRIKES

The Owls' first TD vs. UTSA took only 35 seconds, their 10th scoring drive this season of less than a minute this year, is tied the most FBS this season.

### Most Scoring Drives under 1:00 (Regular season)

School	Number
1. Florida State	11
ODU	11
Oregon	11
UNLV	11
5. Rice	10
6. Navy	9
UAB	9
UTSA	9
9. Arkansas State	8
Iowa State	8
Maryland	8

Five of those drives have come in the first quarter, two in the second and third and one in the fourth. Two have been on one play, four on two plays, two on three and one on four. The most plays the Owls have run in a scoring drive of less than 1:00 was six, as Rice covered 74 yards in :36 just before halftime at Tulsa.

# MILESTONE WATCH

## TOUCHDOWN RECEPTIONS CAREER

1	Jarett Dillard (2005-08)	60
2	Jordan Taylor (2011-14)	20
3	David Houser (1974, 1976-78)	18
	<b>Luke McCaffrey (2021-present)</b>	<b>18</b>

## SEASON

1	Jarett Dillard (2006)	21
2	Jarett Dillard (2008)	20
3	Jarett Dillard (2007)	14
4	James Casey (2008)	13
5	<b>Luke McCaffrey (2023)</b>	<b>12</b>

## TACKLES FOR LOSS (INCLUDES SACKS) CAREER

1	Larry Izzo (1992-95)	46
8	Dan Dawson (1998-2001)	33
9	Thomas Benford (1995-98)	32
10	Rashad Reynolds (1995-98)	28
	Blaze Alldredge (2018-20)	28
	<b>Josh Percy (2019-present)</b>	<b>27.5</b>

## SACKS CAREER

1	Brandon Green (1999-2002)	24
	Scott Solomon (2007-11)	24
5	John Syptak (2002-05)	16
6	Matt Sign (1989-92)	14
	Courtney Gordon (2003-06)	14
	<b>Josh Percy (2019-present)</b>	<b>13</b>

## PATs ATTEMPTED SEASON

1	Clark Fangmeier (2008)	73
2	Chris Boswell (2013)	49
3	Clark Fangmeier (2007)	47
	Chris Boswell (2012)	47
5	Chris Boswell (2010)	44
	<b>Tim Horn (2023)</b>	<b>44</b>

## PATs MADE SEASON

1	Clark Fangmeier (2008)	73
2	Chris Boswell (2013)	47
3	Clark Fangmeier (2007)	46
4	Chris Boswell (2012)	45
5	<b>Tim Horn (2023)</b>	<b>44</b>

## INTERCEPTION RETURNS YARDS CAREER

1	Dan Dawson (1998-2001)	352
2	Huey Keeney (1945-48)	200
3	Sean Washington (1991-93)	199
4	Bruce Henley (1971-73)	197
5	Nathan Bennett (1990-93)	190
	LaDoughyous McCalla (1994-98)	190
7	Brian Patterson (1981-83)	179
8	<b>Gabriel Taylor (2020-Present)</b>	<b>178</b>

## GAMES PLAYED CAREER

1	Gabe Baker (2011-14)	55
	Shea Baker (2017-22)	55
	<b>Clay Servin (2018-present)</b>	<b>55</b>
4	<b>Jack Bradley (2019-present)</b>	<b>52</b>



**MILESTONE WATCH**

**TOTAL OFFENSE (YARDS)**

SEASON		
1	6,122	2008
4	5,190	2014
5	4,867	2022
6	4,848	2007
7	4,843	2001
8	4,828	2015
9	4,486	2006
10	4,764	2003
<b>4,521</b>		<b>2023</b>

**FIRST DOWNS**  
**SEASON**

1	337	2008
6	261	2016
	261	2022
8	260	2001
9	254	2006
10	252	2014
<b>232</b>		<b>2023</b>

**PASSING YARDS**  
**SEASON**

1	4,254	2008
2	3,517	2007
3	3,357	1976
<b>4</b>	<b>3,170</b>	<b>2023</b>
5	3,028	2022
6	3,009	2014

**TOUCHDOWN PASSES**  
**SEASON**

1	48	2008	(13 games)
2	29	2006	(13 games)
	29	2007	(12 games)
<b>4</b>	<b>28</b>	<b>2023</b>	<b>(12 games)</b>

**TOTAL TOUCHDOWNS**  
**SEASON**

1	74	2008
2	54	2013
3	51	2007
4	50	2012
5	48	2014
<b>48</b>		<b>2023</b>

**POINTS**  
**SEASON**

1	537	2008
2	415	2013
3	414	2012
4	377	2007
5	374	2014
<b>6</b>	<b>363</b>	<b>2023</b>

**OWLVISION 2023**

The First Responder Bowl will be the eighth of 13 games games this year over linear outlets for Rice, the most since the Owls appeared eight times in 14 games in 2013.

Opp	Network	Broadcasters
Texas	FOX	Jason Benetti/Brock Huard/Allison Williams
Houston	NFLN	Doug Sherman/Tyoka Jackson
USF	ESPNU	Jay Alter/Rene Ingoglia
Tulsa	ESPN 2	Jay Alter/Rene Ingoglia/Lericia Harris
Tulane	ESPN 2	Drew Carter/Brock Osweiler/Kayla Burton
SMU	ESPNU	John Schriffen/Charles Arbuckle/Dawn Davenport
UTSA	ESPNU	Drew Carter/Dustin Fox

**PRODUCTIVE YEARLINGS**

Fourteen of the Owls 48 touchdowns have been scored by either true or redshirt freshmen (9 by true freshmen, 4 by redshirt freshmen). True freshman **RB Daelen Alexander** (6) and **Landon Ransom-Goelz** (3) rank third and fourth on the team. Redshirt freshmen wide receivers **Rawson MacNeill** and **Braylen Walker** have two each while true frosh quarterback **Chase Jenkins** who along with Ransom-Goelz were two of the group of four freshmen who were the first-ever early admits at Rice last January, rounds out the list with one TD.

**SHARING THE WEALTH**

**JT Daniels** had connections of at least 30 yards with 10 different receivers in the first seven games (**Jack Bradley, Kobie Campbell, Dean Connors, Boden Groen, Rawson MacNeill, Luke McCaffrey, Landon Ransom-Goelz, Juma Otoviano, Matt Sykes** and **Braylen Walker**). Seven Owls are in double-figures in receptions through seven games, the most since they had nine in 12 games in 2016.

**MOUNTING LOSSES**

The Owls have 62TFLs which are divided between 24 Owls. Rice opened the year with three sacks against a Texas offensive line that returned all five starters and allowed only eight sacks last season. De'Braylon Carroll was credited for 1.5 sacks and his solo sack against Outland and Lombardi Award Watch list member LT Kelvin Banks, Jr. was only the second he's allowed in his career. Coleman Coco leads the team with three sacks, including a career-high two vs. Houston. Josh Percy leads the team with 7 TFL. Coco is second with 5.5.

**INNAUGURAL POINTS**

True freshman **Daelen Alexander's** first career reception in the first quarter at USF allowed him to score Rice's first points in an AAC game. Each of the Owls initial touchdowns in their previous conferences came on

the ground. After being shut out in its first two SWC games in 1915, the Owls' first touchdown in the conference was scored by **W. Edward "Mick" Brown** in a 7-0 win over Texas A&M at Houston's West End Park on 11/8/1915 (*The recap of the game in the Houston Chronicle did not provide the yardage*). **Spencer George** scored the Owls' first points in the WAC on a four-yard run in the second quarter after Air Force had taken a 14-0 lead on 9/28/96. **Brennan Landry's** 43-yard field goal late in the first quarter against UAB on 10/1/05 provided the Owls first points in C-USA action and fullback **Andrew Cates** scored Rice's first C-USA touchdown on a one-yard run in the second quarter.

**HONORS PARADE**

**JT Daniels** became the first Owl to win an AAC weekly football honor when he was named the conference offensive player of the week after his 401-yard passing effort against Houston. Daniels is the first Owl to capture a conference offensive weekly award since Wiley Green was named the C-USA Offensive Player of the Week for his efforts in Rice's win at UAB in 2021. Daniels was also honored by the Manning Award, the Davey O'Brien Award and the Earl Campbell Tyler Rose Award as part of their weekly honor roll and he was added to the O'Brien Award Watch list. **Luke McCaffrey's** one-handed, 32-yard TD reception from Daniels was named the Pop-Tarts "Crazy Good" Play of the Week by the Football Writers of America in conjunction with Florida Citrus Sports and the Pop-Tarts Bowl. Running back **Daelen Alexander** received honorable mention recognition from the Doak Walker Award in their weekly honorees after scoring three touchdowns against Houston. **Mike Bloomgren** was named On3.com's National Coach of the Week and **Marques Tu-iasosopo** was named their coordinator of the week for their efforts vs. Houston.

**FASTEST TO 1K**

With his 199 yards at South Florida, Luke McCaffrey surpassed 1,000 in receptions in 15 games, the second-fewest games in school history. David Houser topped 1,000 yards in his 14th career game thanks to a 196-yard effort at Florida in 1976.

Name	Games	Career yards (rank)
David Houser	14	2,358 (3rd)
Luke McCaffrey*	15	1,686 (8th)
James Casey	16	1,914 (5th)
Jarett Dillard	16	4,138 (1st)
Bradley Rozner	17	1,676 (8th)
Eric Henley	17	2,199 (4th)
Jordan Taylor	20	2,585 (2nd)

\*played only two snaps at WKU in 2022



# GAME 13- TEXAS STATE

## BIG NIGHT

Daelen Alexander set a school record by scoring 14 points in overtime vs. Houston on pair of short touchdown runs and then the decisive two-point conversion. He is only the second Owl to score twice in OT. Jarett Dillard caught a pair of touchdowns passed from Chase Clement at Tulsa in 2006, the second one to give Rice a walk-off win. Alexander added a third touchdown earlier in the game, the most by a true freshman on the ground since Jeremy Eddington scored four times vs. East Carolina in 2010.

## GETTING OUT OF THE BACKFIELD

Dean Connors nearly matched his 2022 season output for receptions (8) with seven catches against Houston for 84 yards and Juma Otoviano added one catch for 35 yards to give Rice running backs eight catches for 119 yards vs. Houston. Connors' seven receptions were the most by a Rice running back since Tyler Smith had eight receptions vs. UTEP in 2011 and he matched that with seven vs. SMU.

## THE BIGGEST BREAKUP

Jonathan Joseph's breakup of Houston's attempt at a tying two-point conversion on Saturday night was the seventh by the Owls in the game, their highest total since they knocked away seven at UAB in 2021. The Owls have 13 breakups in the first three games this year, compared with nine at the same point last year. Sean Fresch, the Owls active leader with 16, leads the team with four this year, including three vs. Houston.

## MAJOR PLAYERS

12 of the Owls starting 22 are pursuing master's degrees, including 11 who are enrolled in the the Jones School of Business MBA program. All four starters on the Owls defensive front are enrolled in the MBA program as are six of the team's seven captains. Here's the breakdown of the majors of the starting 22:

QB	JT Daniels	MBA
RB	Juma Otoviano	Master of Global Affairs
WR	Luke McCaffery	MBA
WR	Kobie Campbell	Business
TE	Jack Bradley	MBA
TE	Boden Groen	Business
LT	Clay Servin	MBA
RT	Ethan Onianwa	Bioengineering
LG	Brant Banks	MBA
RG	Lavel Dumont	Visiting PB
C	Braedon Nutter	Business
DE	Josh Percy	MBA
DE	Coleman Coco	MBA
DT	De'Braylon Carroll	MBA

NG	Izeya Floyd	MBA
LB	Myron Morrison	MBA
LB	Chris Conti	Business
S	Jonathan Jean	Business
S	Plae Wyatt	Sport Management
S	Gabe Taylor	Sport Management
CB	Tre'shon Devones	MBA
CB	Sean Fresch	Sport Management

## SIXTH YEAR ON SOUTH MAIN

At the opposite end of the spectrum from 42 newcomers, three Owls will return to Rice for their sixth season. Running back Juma Otoviano and offensive tackle Clay Servin each saw action in four games as true freshmen in 2018 while retaining their redshirts and running back Ari Broussard, who joined the squad at the start of camp in August of 2018 as a walk-on, made his debut against LSU.

## SEVEN CAPTAINS IN '23

The members of the Rice Football team selected seven teammates to serve as captains for the 2023 season. Quarterback JT Daniels, wide receiver Luke McCaffrey and offensive tackle Clay Servin were named captains on offense, defensive tackle Izeya Floyd, linebacker Myron Morrison and rush end Josh Percy will serve as captains on defense while safety Chike Anigbogu will captain the Owls' special teams. The seven captains are the largest number for any season in school history. The Owls have named five captains for a season eight times, including each of the last three years. Percy is a repeat selection as a captain after being named captain of the special teams in 2022. Four of the captains (Floyd, Morrison, Percy, and Servin) signed with Rice out of high school while Anigbogu was a recruited walk-on. McCaffrey and Daniels came to Rice as transfers. Six of the seven have already received their undergraduate degrees.

## ON THE RECEIVING END

Luke McCaffrey and JoVoni Johnson have made the successful jump from quarterback to wide receivers for the Owls. McCaffrey led the team with 58 receptions and 903 all-purpose yards while finishing second in 723 yards and six touchdown receptions on his way to being named the winner of the George Martin Award as the team MVP. McCaffrey made three starts for Rice at QB and played in nine games in 2021 and played 11 games (two starts) under center at Nebraska in 2019 and 2020. JoVoni Johnson, who made a pair of starts for the Owls at quarterback, including Rice's shutout of #15 Marshall in 2020 before moving to wide receiver, closed out an impressive spring camp by leading the team with seven catches for 96 yards.

## MILESTONE WATCH

### OPPONENTS

#### FEWEST KICKOFF RETURNS

SEASON	
1	8
2	16
	16
	<b>16</b>
4	17
5	20
	20

#### FEWEST KICKOFF RETURN YARDS

SEASON	
1	204
<b>2</b>	<b>261</b>
3	274
4	344
5	406

## IN THE CLASSROOM

Rice football ranked second among all FBS programs in the most recent NCAA Graduation Success Rate statistics which were released earlier this month. The Owls posted Federal Graduation rate of 88% . The Federal Graduation Rate remains the only measure comparing student-athletes with the general student body. Rice's combined student-athletes tied for seventh nationally in the latest data (with Illinois, Michigan, Stanford and Virginia), while the student body ranked seventh in a four-way tie with California, Michigan, and Vanderbilt.

## HONORS

Chike Anigbogu, Brant Banks, Van Heitmann, Luke McCaffrey, and Trey Phillippi have been named to the 2023 College Sports Communicators (CSC) Division I Academic All-District® Football team which recognizes the nation's top student-athletes for their combined performances on the field and in the classroom. All five will be placed on the CSC Academic All-America® national ballot to be voted on by CSC members. First-, second- and third-team Academic All-America® honorees will be announced Jan. 23, 2024.



**2023 HONORS**

**Daelen Alexander**

Doak Walker Award POW Honorable Mention (9/11)

**Chike Anigbogu**

AFC A Good Works Team nominee  
Burlesworth Trophy nominee

**Andrew Awe**

CFN Preseason 2nd team All-AAC special teams

**Jack Bradley**

East-West Shrine Bowl Preseason List  
Phil Steele Preseason 4th team All-AAC  
Athlon Sports Preseason 4th team All-AAC  
CFN Preseason Honorable Mention All-AAC

**De'Braylon Carroll**

Athlon Sports Preseason 4th Team All-AAC

**Dean Connors**

AAC Honor Roll (10/23)

**JT Daniels**

AAC Offensive Player of the Week (9/11)  
AAC Honor Roll (9/18)  
Manning Award Honor Roll (9/11)  
Davey O'Brien Award Great 8 (9/11, 10/23)  
Davey O'Brien Award Midseason Watch List  
Senior Bowl Watch List  
East-West Shrine Bowl Preseason List  
Earl Campbell Tyler Rose Award Watch List

**Jordan Dunbar**

Athlon Sports Preseason 4th team All-AAC  
CFN Preseason Honorable Mention All-AAC

**Sean Fresch**

Phil Steele Preseason 2nd team All-AAC (PR)  
Phil Steele Preseason 4th team All-AAC (CB)  
CFN Preseason Honorable Mention All-AAC

**Tim Horn**

CFN Preseason 1st team All-AAC (KOS)

**Luke McCaffrey**

East-West Shrine Bowl Invitee  
Campbell Trophy Semifinalist  
AAC Honor Roll (9/25)  
East-West Shrine Bowl Texas Player of the Week (9/26)  
Senior Bowl Watch List  
Lone Star Player of the Year Watch List  
Phil Steele Preseason 2nd team All-AAC  
Athlon Sports Preseason 2nd team All-AAC  
PFF Preseason 1st Team All-AAC  
Dave Campbell's Texas Football All-Texas 2nd team  
CFN Preseason 3rd team All-AAC

**Myron Morrison**

Wuerffel Trophy nominee  
Phil Steele Preseason 3rd team All-AAC  
Athlon Sports Preseason 4th team All-AAC  
PFF Preseason 2nd team All-AAC  
CFN Preseason 3rd team All-AAC

**Ethan Onianwa**

Phil Steele Preseason 2nd team All-AAC  
CFN Preseason 3rd team All-AAC

**Josh Pearcy**

AAC Honor Roll (10/23)  
Lombardi Award Watch List  
Senior Bowl Watch List  
Phil Steele Preseason 1st team All-AAC  
Athlon Sports Preseason 2nd team All-AAC  
CFN Preseason 2nd team All-AAC

**Clay Servin**

Outland Award Watch List  
Lone Star Player of the Year Watch List  
Phil Steele Preseason 3rd team All-AAC  
Athlon Sports Preseason 2nd team All-AAC  
PFF Preseason 3rd team All-AAC  
CFN Preseason 3rd team All-AAC

**Gabriel Taylor**

East-West Shrine Bowl Preseason List  
Phil Steele Preseason 4th team All-AAC  
Athlon Sports Preseason 4th team All-AAC  
PFF Preseason 2nd team All-AAC  
CFN Preseason 1st team All-AAC

**WALK-ONS**

Rice's current depth chart includes 11 players on the top two units who came to Rice as walk-ons. Fullback Micah Barnett and running back Ari Broussard on offense; linebackers Chike Anigbogu and Andrew Awe, defensive end Demone Green, cornerback Tre'Shon Devones and safety Daveon Hook on defense in addition to punter Connor Hunt, kicker Enock Gota and deep snappers Wyatt Freeman and Colby Connell.

**COACHING STAFF UPDATES**

Rice added five new position coaches this year who bring a combined 60 years of experience at the FBS and NFL levels in addition to one of the most successful high school coaches in Texas over the past decade. Pete Alamar joins the Owls as the Associate Head Coach and Special Teams Coordinator and has worked at the FBS level since 1995. He and Dunleive Family Head Coach Mike Bloomgren were both members of David Shaw's staff at Stanford from 2012-2017. Running backs coach John Settle joined the Owls from Kentucky and has 28 years of coaching experience in college and the NFL. Cornerbacks coach Jeremy Modkins came to South Main after one season as a defensive analyst after coaching at his alma mater (TCU) for the previous eight seasons. New linebacker coach Jon Kay made the move from the high school ranks to Rice from North Shore High School where he compiled a 117-18 record while winning for 6A state titles, including a national title from Max Preps in 2018 while his 2022 team that was the runner up was ranked eighth in the nation by USA Today. His impact on the Rice program precedes his joining the staff as he recommended the Owls recruit nose guard De'Braylon Carroll out of Duncanville after Carroll's play against North Shore in the 2019 state title game. Tight end coach Lucas Reed moves up from a quality control position to round out the staff. Reed has been a member of the Owls staff as both a GA and quality control coach since 2018.

**DEGREES IN HAND**

21 Owls have completed their undergraduate work, including 11 who earned their degrees at Rice (Jack Bradley, Ari Broussard, De'Braylon Carroll, Tre'Shon Devones, Izeya Floyd, Luke McCaffrey, JoVoni Johnson-McCray, Myron Morrison, Juma Otoviano, Josh Pearcy and Clay Servin).

**IN THE LEAGUE**

Rice had a record 11 players active in the league in 2021 and saw 10 active in 2022. The Owls had 10 players in training camps this year. (Myles Adams, Calvin Anderson, Chris Boswell, Christian Covington, Ikenna Enechukwu, Jack Fox, Elijah Garcia, Nick Leverett, Austin Trammell, Austin Walter). Covington (6th round Houston 2015) is the only one of to enter the

league via the draft. While not producing recent draft picks, the Owls have seen at least one former player make his debut as a non-drafted free agent in each of the last five and seven of the last eight years:

RICE UFA's to the NFL			
NAME	TEAM	YEAR	
Chris Boswell*	PIT	2015	
Bryce Callahan	CHI	2015	
Jordan Taylor	DEN	2016	
Emmanuel Ellerbee	LAC	2018	
Austin Walter	NYG	2019	
Calvin Anderson	DEN	2020	
Jack Fox*	DET	2020	
Myles Adams	SEA	2021	
Nick Leverett	TB	2021	
Austin Trammell	ATL	2021	
Elijah Garcia	DEN	2022	

\*Pro Bowl selection

**HIGH CEILING GUYS**

Of the 15 Rice products who have played in the NFL since 2013, Chris Boswell is the only one of those eight who came to Rice with more than two stars by any recruiting service (three stars by Rivals).

**BONUS BALL**

Rice is 8-9 all-time in overtime games, including a 4-4 mark on the road and a 4-5 mark at home. The Owls have won four of the last five road overtime games. Rice's first OT game came in 1998 when they beat SMU 23-17.

DATE	OPP	RESULT
9/5/98	SMU	W, 23-17
9/2/00	Houston	W, 30-27
10/20/01	Nevada	W 33-30
10/28/01	@LA Tech	L, 41-38
9/13/03	@Duke	L, 27-24
11/13/04	@UTEP	L, 35-28*
11/11/06	@Tulsa	W, 41-38*
9/22/12	Marshall	L, 54-51
10/5/13	@Tulsa	W, 30-27
11/21/13	@UAB	W, 37-34
9/24/16	North Texas	L, 42-35*
9/28/19	LA Tech	L, 23-20
10/24/20	Middle Tennessee	L, 34-40*
10/30/21	North Texas	L, 30-24
11/6/21	@Charlotte	L, 31-24
10/22/22	@LA Tech	W, 42-41
9/9/23	Houston	W,43-41*

\*Two Overtimes

**CASEY JOINS RICE HOF**

James Casey's improbable path from released minor league pitcher to college football standout has led him to a spot in Rice's Athletics Hall of Fame. Casey in one of seven individuals who comprise the 2023 class inducted on October 27. After retiring from baseball in the summer of 2006, he came to South Main as a member of the 2007 recruiting class and needed just two years to become the most dominant, do-it-all tight end in Rice Football history. A consensus All-Conference USA honoree as a senior, he recorded 157 receptions and 1,914 yards both of which rank fifth on the school's all-time list, while his 17

# GAME 13- TEXAS STATE



touchdowns rank fourth. In 2008, had one of the most dominant seasons by a tight end in NCAA history, recording a school-record 111 receptions and 1,329 yards, while scoring 13 touchdowns. His 111 receptions are also the most by a tight end in NCAA history. Casey also set a school record with 208 receiving yards at Memphis. He added 11 touchdowns on the ground. He caught at least one pass in his last 22 games and had at least five catches in each of his last 19 contests. Casey became the first player in NCAA history to have two games in which he threw a touchdown pass, caught a touchdown pass and rushed for a score in the same game (at Tulsa and vs. Houston). Following his Rice career, Casey was drafted by the Houston Texans in the fifth round of the 2009 NFL Draft. In seven NFL seasons with the Texans, Philadelphia Eagles and Denver Broncos, he caught 72 passes for 842 yards and six touchdowns. Casey has spent the last eight years as an assistant on both the collegiate and pro level, spending the last five as the tight ends coach with the Cincinnati Bengals.

## STADIUM WORK

Work on the second phase of the modernization of Rice Stadium is slated to be completed in August. The R Room, which sits above the south end zone opened in 1972, received a major modernization. The south end zone club area was completely reimagined and added state-of-the-art audiovisual features, including a new sound system and televisions, offering fans crystal-clear viewing and immersive game-day excitement. The space will continue to honor the program's storied history and legendary figures, including hall of fame members, all-Americans, and conference champion teams. A pair of party decks were added on the Northwest and Southeast corners of the stadium while improved WiFi connectivity and the installation of TV's throughout the areas enhance fans' digital access to the game. The grass practice field to the north of the Patterson Center received a major renovation to increase drainage and improve both the quality and sustainability of the surface. This phase of stadium renovations is a key component of this season's "For The Owls" campaign to salute the Owls' loyal fan base as Rice enters the American Athletic Conference.

## DILLARD ON CBF HOF BALLOT

Jarett Dillard, the record-setting receiver who led Rice to a pair of bowl appearances after a 45-year absence, is one of 101 players from the Football Bowl Subdivision on the 2024 ballot for induction into the College Football Hall of Fame. Although lightly recruited out of high school and signing with a school known for its triple-option ground attack, Dillard thrived in the switch to a spread attack in his sophomore season and went on to set NCAA career records for most touchdown receptions (60) and games with a touchdown catch (38). During a breakout sophomore season, he set NCAA single-season records for both games and consecutive games

with a touchdown reception (13), despite playing with three different quarterbacks. He was named a Biletnikoff Award finalist while leading the Owls to their first bowl berth in 45 years. He caught 21 touchdown passes as a sophomore and then added 20 as a senior, becoming the only player in NCAA history to twice catch at least 20 touchdowns in a season. He wrapped his career while leading the Owls to a 10-4 season capped by a win in the Texas Bowl—their first bowl win since 1954—and with virtually every school receiving record in his possession. He has held the NCAA career record for touchdown receptions for 15 years (2008 to present) the longest streak since Elmo Wright set the record with 34 in 1970 until it was broken in 1989. Dillard was the first Owl named to the Football Writers All-America team in 50 years in 2008. He was the first player from Rice to earn first-team All-Conference USA three times and set conference career marks for touchdown receptions and receiving yards (4,138). He was the 10th receiver in NCAA history to pass 4,000 yards receiving and the 13th player with four 1,000-yard seasons. By the time he was selected by the Jacksonville Jaguars in the fifth round of the 2009 NFL Draft, Dillard had caught at least two passes in each game of his career (49 games), the longest streak in NCAA history for players with multiple catches in every game of the streak. His 51 touchdown receptions from quarterback Chase Clement set the NCAA record for most touchdowns by a passing duo and the tandem added a 52nd in the Texas Bowl as Dillard threw a scoring pass to Clement. After three seasons in the NFL, Dillard retired and entered law school. He is currently an associate in the Energy & Natural Resources Group with Reed Smith LLP in Houston focusing on construction litigation, contract disputes, and alternative dispute resolution. He was inducted into the Rice Athletics Hall of Fame in 2015 and was an inaugural member of the Conference USA Hall of Fame and the Texas Bowl Gridiron Legend in 2019.

## NCAA RECORDS

### MOST TOUCHDOWN PASSES, SAME PASSER & RECEIVER

Career  
51—Chase Clement to Jarrett Dillard, Rice, 2005-08

### MOST TOUCHDOWN PASSES CAUGHT

Career  
60—Jarett Dillard, Rice, 2005-08 (292 receptions)

### MOST CONSECUTIVE GAMES CATCHING A TOUCHDOWN PASS

Season  
13—Jarett Dillard, Rice, 2006

### MOST GAMES CATCHING A TOUCHDOWN PASS

Season  
13—Jarett Dillard, Rice, 2006  
Career  
38—Jarett Dillard, Rice, 2005-08 (caught a total of 60 in 49 games)

## BOWL EXPERIENCE

### #7 S CHIKE ANIGBOGU

YEAR	TACKLES	SACKS	TFL
2022	1-0	0-0	0.0

### #27 LB ANDREW AWE

YEAR	TACKLES	SACKS	TFL
2022	1-0	0-0	0.0

### #75 DT BLAKE BOENISCH

YEAR	TACKLES	SACKS	TFL
2022	0-1	0-0	0.0

### #87 TE JACK BRADLEY

YEAR	REC	YDS	TD	LG
2022	1	25	0	25

### #55 DT DE'BRAYLON CARROLL

YEAR	TACKLES	SACKS	TFL
2022	1-1	0-0	.5-1

### #50 NG IZEYA FLOYD

YEAR	TACKLES	SACKS	TFL	FF
2022	2-3	0-0	1-5	1

### #14 TE BODEN GROEN

YEAR	REC	YDS	TD	LG
2022	3	29	0	14

### #23 P CONNOR HUNT

YEAR	NO	YDS	AVG	LG	I20	TB
2022	7	271	38.7	53	1	0

### #16 RB QUINTON JACKSON

YEAR	REC	YDS	TD	LG
2022	2	54	0	34
	RUSH	YDS	TD	LG
	3	15	0	11

### #15 QB SHAWQI ITRAISH

YEAR	C-A	PCT	YDS	TD	INT	LG
2022	1-2	50.0	8	0	0	8

### #10 WR LUKE McCAFFREY

YEAR	REC	YDS	TD	LG
2022	7	67	0	20
	RUSH	YDS	TD	LG
	1	11	0	11

### #33 LB MYRON MORRISON

YEAR	TACKLES	SACKS	TFL
2022	2-5	0-0	1-2

### #21 RB JUMA OTOVIANO

YEAR	REC	YDS	TD	LG
2022	1	3	0	3
	RUSH	YDS	TD	LG
	6	13	0	4

### #12 QB A.J. PADGETT

YEAR	C-A	PCT	YDS	TD	INT	LG
2022	19-37	51.4	295	3	0	34
	RUSH	YDS	TD	LG		
	10	-6	0	9		

### #12 DE JOSH PEARCY

YEAR	TACKLES	SACKS	TFL
2022	5-2	1-4	1.5-4

### #26 S GABRIEL TAYLOR

YEAR	TACKLES	SACKS	TFL	FF
2022	4-1	0-0	0-0	1

### #87 WR BRAYLON WALKER

YEAR	RUSH	YDS	TD	LG
2022	1	20	0	20



**OWLS IN THE NFL**  
**ACTIVE ROSTER**



• **DT Myles Adams (Seattle Seahawks)** Undrafted free agent

Year	Team	G	GS	UA	AT	Total	SACK	INT	PD	FF	FR	
2020	SEA	Practice Squad										
2021	SEA	2	0	0	5	5	0	0	0	0	0	
2022	SEA	10	0	6	10	16	0	0	0	0	0	
2023	SEA	8	0	2	3	5	1	0	0	0	0	
<b>Career</b>		<b>20</b>	<b>0</b>	<b>8</b>	<b>18</b>	<b>26</b>	<b>1</b>	<b>0</b>	<b>0</b>	<b>0</b>	<b>0</b>	



• **K Chris Boswell (Pittsburgh Steelers)** Undrafted free agent

Year	Team	G	FGM	FGA	Pct.	Lng	XPM	XPA	Pct.	KO	Avg	TB
2015	PIT	12	29	32	90.6	51	26	27	96.3	7	4	63.7
2016	PIT	15	21	25	84.0	49	36	36	100.0	80	63.1	49
2017	PIT	16	38	53	92.1	53	37	39	94.9	90	63.6	46
2018	PIT	15	13	20	65.0	50	43	48	89.6	81	62.9	50
2019	PIT	16	29	31	93.5	51	28	28	100.0	72	63.2	31
2020	PIT	13	19	20	95.0	59*	34	38	89.5	73	63.3	44
2021	PIT	17	36	40	90.0	56	27	29	93.1	86	63.5	40
2022	PIT	12	20	28	75.0	59*	18	18	100.0	50	61.4	21
2023	PIT	14	23	25	92.0	57	18	19	94.7	59	63.7	41
<b>Career</b>		<b>130</b>	<b>225</b>	<b>259</b>	<b>86.9</b>	<b>59*</b>	<b>267</b>	<b>282</b>	<b>94.7</b>	<b>665</b>	<b>63.0</b>	<b>348</b>

\*franchise record



• **P Jack Fox (Detroit Lions)** Undrafted free agent

Year	Team	G	PUNTS	YDS	AVG	LONG	BLK	RET	I20	NET AVG
2020	DET	16	59	2,897	49.1	67	0	21	26	44.8
2021	DET	17	65	3,198	49.2	70	0	35	17	42.3
2022	DET	17	52	2,525	48.6	66	0	30	14	41.4
2023	DET	14	45	2,040	45.5	62	0	19	20	41.1
<b>Career</b>		<b>64</b>	<b>221</b>	<b>10,660</b>	<b>48.2</b>	<b>70</b>	<b>0</b>	<b>95</b>	<b>77</b>	<b>42.5</b>



• **DT Elijah Garcia (Los Angeles Rams)** Undrafted free agent

Year	Team	G	GS	UA	AT	Total	SACK	INT	PD	FF	FR
2022	DEN	2	0	0	1	1	0	0	0	0	0
2023	DEN	3	0	1	3	4	1	0	0	0	0
<b>Career</b>		<b>5</b>	<b>0</b>	<b>1</b>	<b>4</b>	<b>5</b>	<b>0</b>	<b>0</b>	<b>0</b>	<b>0</b>	<b>0</b>



• **OL Nick Leverett (Tampa Bay Buccaneers)** Undrafted free agent

Year	Team	G	GS
2020	TB	Practice Squad	
2021	TB	2	0
2022	TB	11	10
2023	TB	3	0
<b>Career</b>		<b>16</b>	<b>10</b>



• **WR Austin Trammell (Los Angeles Rams)** Undrafted free agent

Year	Team	G	GS	REC	YDS	AVG	LONG	TD	KOR			PR				
									NO	YDS	AVG	LG	NO	YDS	AVG	LG
2021	ATL	2	0	0	0	0.0	0	0								
2022	LAR	6	0	2	13	6.5	8	0								
2023	LAR	13	0	4	29	7.3	14	0	5	98	19.6	36	23	157	6.8	29
<b>Career</b>		<b>21</b>	<b>0</b>	<b>6</b>	<b>42</b>	<b>7.0</b>	<b>14</b>	<b>0</b>	<b>5</b>	<b>98</b>	<b>19.6</b>	<b>36</b>	<b>23</b>	<b>157</b>	<b>6.8</b>	<b>29</b>

**PRACTICE SQUAD**

• **DT Christian Covington (Los Angeles Chargers)** 6th round 2015

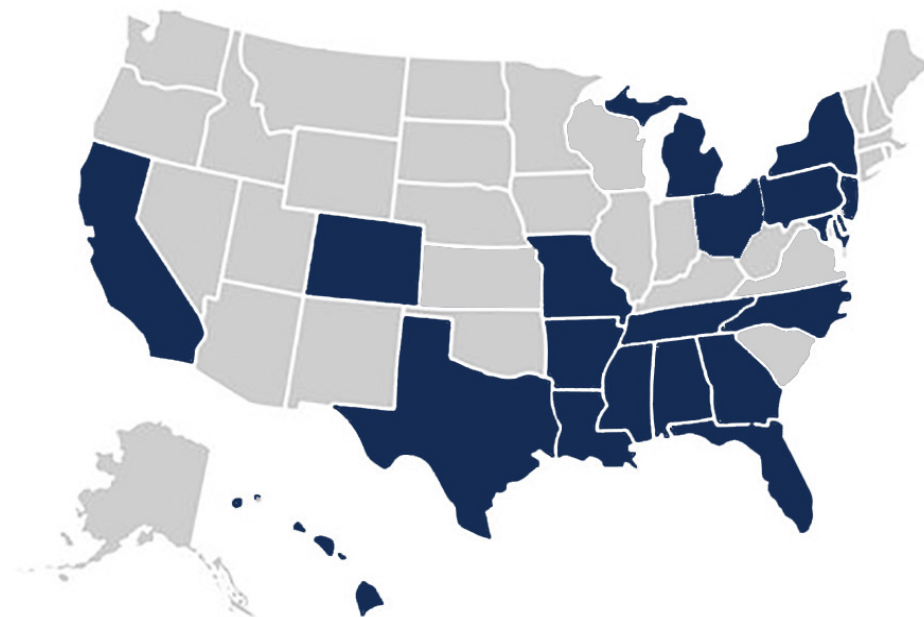
**INJURED LIST**

- **OT Calvin Anderson (New England Patriots)** Undrafted free agent
- **DE Ikenna Enechukwu (Alanta Falcons)** Undrafted free agent
- **RB/KR Austin Walter (Las Vegas Raiders)** Undrafted free agent

# GAME 13- TEXAS STATE



## EXPANDING THE SEARCH



Mike Bloomgren and staff initiated a national recruiting focus when they arrived after the 2017 season. The Owls 2023 roster includes players from 19 states, compared with just five states on the roster of the team Bloomgren faced while with Stanford to open the 2017 season in Sydney, Australia.

The breakdown by state: Texas-60; California-10; Florida -6; Hawai'i , New Jersey & Tennessee-4; Alabama, Louisiana & Pennsylvania-3; Arkansas, Colorado, Georgia & Ohio-2; Michigan, Mississippi, Missouri, New York, North Carolina & Washington D.C.-1.

## COLLEGEPRESSBOX.COM

Collegepressbox is the official media website for Division I football. Access and download game notes, quotes, statistics, media guides, headshots, logos and more for all FBS schools, conferences, postseason games, awards and the College Football Playoff. For access, please register for an account at collegepressbox.com/register.

## RADIO COVERAGE

Rice football will be broadcast on an internet only platform, as will Mike Bloomgren's weekly show, available on the Rice mobile (App Store / Google Play).

Subscribers of the previous version of the app will be able to upgrade to the new version using the same links. The game will also be available on RiceOwls.com .

## 2023 GAME-BY-GAME STARTERS (BOLD-1ST CAREER STARTS)

<b>OFFENSE</b>											
Opponent	LT	LG	C	RG	RT	WR	WR	TE (*WR)	FB (*TE/WR)	RB	QB
at Texas	Servin	Banks	Nutter	Dumont	Onianwa	McCaffrey	<b>MacNeill</b>	<b>Ransom-Goelz</b>	Groen	<b>Connors</b>	Daniels
Houston	Servin	Banks	Nutter	Dumont	Onianwa	McCaffrey	Campbell	Bradley	Groen	Otoviano	Daniels
Texas Southern	<b>Baur</b>	Banks	Nutter	Dumont	Onianwa	McCaffrey	Campbell	Bradley	Groen	Otoviano	Daniels
at South Florida	Baur	Banks	Nutter	Dumont	Onianwa	McCaffrey	Ransom-Goelz	Bradley	Groen	Otoviano	Daniels
East Carolina	<b>Cedeno</b>	Banks	Nutter	Dumont	Onianwa	McCaffrey	Ransom-Goelz	Bradley	Groen	Otoviano	Daniels
Connecticut	Servin	Banks	Nutter	Dumont	Onianwa	McCaffrey	<b>MacNeill</b>	Johnson-McCray	Groen	Otoviano	Daniels
at Tulsa	Servin	Banks	Nutter	Dumont	Onianwa	McCaffrey	Campbell	Bradley	Barnett	Otoviano	Daniels
Tulane	Servin	Banks	Nutter	Dumont	Onianwa	McCaffrey	Ransom-Goelz	Bradley	MacNeill	Otoviano	Daniels
SMU	Servin	Banks	Nutter	Dumont	Onianwa	McCaffrey	Ransom-Goelz	Groen	MacNeill	Otoviano	Daniels
at UTSA	Servin	Banks	Nutter	Dumont	Onianwa	McCaffrey	Campbell	Groen	Bradley	Connors	Padgett
at Charlotte	Servin	Banks	Nutter	Dumont	Onianwa	McCaffrey	Ransom-Goelz	Groen	MacNeill	Connors	Padgett
at Florida Atlantic	Servin	Banks	Nutter	Dumont	Onianwa	McCaffrey	Campbell	Groen	Mojarro	Otoviano	Padgett
<b>DEFENSE</b>											
Opponent	DE	NT	DT	RUSH	LB	VIPER	LB	CB	CB	SS	FS
at Texas	Coco	Carroll	Floyd	Pearcy	Morrison	Wyatt	Conti	Fresch	Devones	Taylor	<b>M. Williams</b>
Houston	Coco	Carroll	Floyd	Pearcy	Morrison	Wyatt	Conti	Fresch	Devones	Taylor	<b>Jean</b>
Texas Southern	Coco	Carroll	Floyd	Pearcy	Morrison	Wyatt	Conti	Fresch	Devones	Taylor	Jean
at South Florida	Coco	Carroll	Floyd	Pearcy	Morrison	Wyatt	Conti	Fresch	Devones	Taylor	Jean
East Carolina	Coco	Carroll	Floyd	Pearcy	Morrison	Wyatt	Conti	Fresch	Devones	Taylor	Jean
Connecticut	Coco	Carroll	Floyd	Pearcy	Morrison	Wyatt	Conti	Fresch	Devones	Taylor	M. Williams
at Tulsa	Coco	Carroll	Floyd	Pearcy	Morrison	Wyatt	Conti	Fresch	Devones	Taylor	Jean
Tulane	Coco	Carroll	Floyd	Pearcy	Morrison	Wyatt	Conti	Fresch	Devones	Taylor	Jean
SMU	Coco	Carroll	Floyd	<b>Heitmann</b>	Morrison	Wyatt	Awe	Fresch	Devones	Taylor	<b>Flowers</b>
at UTSA	Coco	Carroll	Floyd	Pearcy	Morrison	Wyatt	Arkansas	Fresch	Devones	<b>Flowers</b>	Jean
at Charlotte	Coco	Carroll	Floyd	Pearcy	Morrison	Wyatt	Awe	Fresch	Narcisse	Taylor	Jean
at Florida Atlantic	Coco	Carroll	Floyd	Pearcy	Morrison	Wyatt	Arkansas	Fresch	Devones	Taylor	Jean

2023 Roster Breakdown	
Class	Total
Graduates	5
Seniors	7
Juniors	27
Sophomores	23
Redshirt Freshmen	16
Freshmen	30
Most Games Played	Total
Clay Servin	55
Jack Bradley	52
Juma Otoviano	48
Ari Broussard	47
Tim Horn	46
Chike Anigbogu	44
Myron Morrison	43
Josh Percy	43
Coleman Coco	42
Luke McCaffrey	42
De'Braylon Carroll	41
JT Daniels	41
Matt Skyes	39
Most Games Started	Total
Clay Servin	53
Jack Bradley	40
JT Daniels	40
Coleman Coco	31
Sean Fresch	30
Gabriel Taylor	30
Josh Percy	29
Izeya Floyd	27
Luke McCaffrey	27
Myron Morrison	27
Braedon Nutter	24
Ethan Onianwa	24
Chris Conti	21
Ethan Powell	21
Jordan Dunbar	20
Consecutive Games Played	Total
Chike Anigbogu	41
Conor Hunt	33
Brant Banks	28
Ethan Onianwa	28
Blake Boenisch	25
Tim Horn	25
Peyton Stevenson	25
De'Braylon Carroll	24
Coleman Coco	23
Boden Groen	23
Geron Hargon	23
Micah Barnett	22
Tre'shon Devones	20
Consecutive Games Started	Total
Brant Banks	24
Coleman Coco	23
Ethan Onianwa	23
Myron Morrison	17
Izeya Floyd	14
Luke McCaffrey	13
De'Braylon Carroll	12
Tre'shon Devones	12
Sean Fresch	12
Plae Wyatt	12

**CAREER GAMES/STARTED**

Player	2018	2019	2020	2021	2022	2023	Total	Cons. Games	Cons. Starts
S Max Ahoia	-	-	-	-	-	9/0	9/0	-	-
RB Daelen Alexander	-	-	-	-	-	6/0	6/0	-	-
RB Michael Amico	-	-	-	-	-	1/0	1/0	-	-
S Chike Anigbogu	-	4/0	5/1	11/0	13/0	12/0	44/1	41	-
LB Andrew Awe	-	-	-	-	13/3	10/2	23/5	7	-
LB DJ Arkansas	-	-	-	1/0	1/0	12/1	14/1	13	1
OL Brant Banks	-	1/0	4/0	9/1	12/0	12/12	38/13	28	12
FB Micah Barnett	-	-	-	-	10/0	12/1	22/1	22	-
LB Beau Barton	-	-	-	-	-	3/0	3/0	3	-
OL Brad Baur	-	-	-	-	1/0	2/1	3/1	-	-
LB Moh Bility	-	-	-	-	-	1/0	1/0	1	-
OL Blake Boenisch	-	-	-	2/0	13/2	12/0	27/2	25	-
LB Shepherd Bowling	-	-	-	-	-	6/0	6/0	-	-
TE Jack Bradley	-	12/3	5/5	12/12	13/7	10/7	52/39	-	-
RB Ari Broussard	2/0	10/0	5/0	11/2	7/6	12/0	47/8	12	-
DE Jordan Campbell	-	-	-	-	-	9/0	9/0	8	-
RB Kobie Campbell	-	-	5/0	8/0	11/4	10/5	34/9	7	1
DT De'Braylon Carroll	-	12/0	5/5	-	12/3	12/12	41/20	24	12
OL Miguel Cedeno	-	-	-	-	3/0	9/1	12/1	8	-
CB JC Clark	-	-	-	-	-	1/0	1/0	-	-
DL Aquantis Clemmons	-	-	-	-	-	2/0	2/0	-	-
DE Coleman Coco	6/0*	12/7*	1/1*	-	11/11*	12/12	42/31#	23*	23*
RB Dean Connors	-	-	-	-	12/0	12/3	24/3	12	-
LB Chris Conti	-	4/0*	5/0*	3/0*	13/12	8/8	33/21#	-	-
QB JT Daniels	11/11*	1/1*	4/4*	6/3*	10/10*	9/9	41/40#	-	-
CB Tre'shon Devones	-	11/4	3/3	-	8/1	12/11	34/19	20	1
WR Drayden Dickman	-	-	-	-	-	1/0	1/0	-	-
CB Jordan Dunbar	-	-	1/0	12/8	12/12	-	25/20	-	-
OL Level Dumont	1/0*	1/0*	1/1*	8/7*	5/2*	11/11	28/22	8	8
S Christian Edgar	-	-	-	-	-	7/0	7/0	3	-
OL Peyton Farmer	-	-	-	-	-	1/0	1/0	-	-
OL Netane Fehoko	-	-	-	-	-	3/0	3/0	-	-
S Tyson Flowers	-	-	-	-	3/0	10/2	13/2	9	-
OL Izeya Floyd	-	3/0	3/2	12/3	12/10	12/12	40/27	16	14
RB Christian Francisco	-	-	-	-	-	7/0	7/0	5	-
DS Wyatt Freeman	-	-	-	-	-	12/0	12/0	12	-
DB Sean Fresch	-	-	2/2	12/7	9/9	12/12	35/30	12	12
FB Colin Giffen	-	-	-	-	-	10/0	10/0	-	-
K Enock Gota	-	-	-	-	-	8/0	8/0	9	-
DL Demone Green	-	-	-	-	2/0	12/0	14/0	12	-
TE Boden Groen	-	-	-	-	12/4	12/10	24/14	23	4
TE Matt Hall	-	-	4/0*	12/7*	11/10*	4/0	31/18#	4	-
LB Geron Hargon	-	-	-	1/0	12/0	12/0	25/0	23	-
DL Jalen Hargrove	-	-	-	-	-	9/0	9/0	6	-
TE Jagger Hebeisen	-	-	-	-	10/0	3/0	13/0	-	-
LB Van Heitmann	-	-	-	5/0	12/0	12/1	29/1	12	-
S Daveon Hook	-	-	-	-	8/0	12/0	20/0	18	-
K Tim Horn	-	13/0	4/0	4/0	13/0	12/0	46/0	25	-
P/K Conor Hunt	-	-	-	10/0	12/0	12/0	33/0	33	-
QB Shawqi Itraish	-	-	-	-	3/0	2/0	5/0	-	-
RB Quinton Jackson	-	-	-	-	1/0	13/0	13/0	13	-
CB Jonathan Jean	-	-	-	-	9/0	10/9	19/9	3	3
QB Chase Jenkins	-	-	-	-	-	4/0	4/0	1	-
QB JoVoni Johnson-McCray	-	4/1	4/2	-	1/0	8/1	17/4	-	-
OL Weston Kropp	-	-	-	-	2/0	4/0	6/0	-	-
DL Michael Larbie	-	-	-	5/0	7/0	11/0	23/0	7	-
OL Mike Leone	-	-	-	2/0	5/0	-	7/0	-	-
OL John Long	-	-	-	-	12/10	1/0	13/10	-	-
WR Rawson MacNeill	-	-	-	-	2/0	12/5	14/5	12	-
WR Luke McCaffrey	-	3/0	7/2	9/3	11/10	12/12	42/27	13	13
CB Lloyd McFarquhar	-	1/0*	1/0*	2/0*	1/0*	-	5/0#	-	-
TE Elijah Mojarro	-	-	-	-	-	9/0	9/0	1	-
LB Elroyal Morris	-	-	-	-	3/0	4/0	7/0	-	-
LB Ty Anthony Morris	-	-	-	-	-	10/0	10/0	6	-
LB Myron Morrison	-	4/0	4/0	12/5	11/10	12/12	43/27	17	17
DL Joseph Mutombo	-	-	-	-	-	1/0	1/0	-	-
WR Arden Napier	-	-	-	-	-	1/0	1/0	-	-
CB Lamont Narcisse	-	-	-	2/0	9/1	10/1	21/2	5	-
OL Trace Norfleet	-	-	-	-	-	1/0	1/0	-	-
OL Braedon Nutter	-	-	4/0	12/9	3/3	11/11	31/24	8	8
DL Chibby Nwajuaku	-	-	-	-	1/0	2/0	3/0	-	-
OL Ethan Onianwa	-	-	-	3/0	13/12	12/12	28/24	28	23
RB Juma Otoviano	12/1	3/0	2/2	7/0	13/1	11/9	48/13	1	1
QB AJ Padgett	-	-	-	-	3/2	5/3	8/4	3	3
LB Josh Percy	-	4/0	5/1	10/4	13/13	11/11	43/29	3	3
OL Trey Phillippi	-	-	-	3/0	9/4	12/0	24/4	14	-
TE Ethan Powell	-	-	5/4	10/9	10/8	6/0	31/21#	2	-
WR Landon Ranson-Goelz	-	-	-	-	-	12/6	12/6	12	-
OL Clay Servin	4/3	11/11	5/5	12/12	13/13	10/9	55/53	8	7
LB Kenny Seymour, Jr.	-	-	-	5/0	10/0	12/0	27/0	16	-
CB Peyton Stevenson	-	-	-	-	13/0	12/0	25/0	25	-
WR Matt Sykes	-	-	6/2*	11/2*	13/0*	9/0	39/4#	6	-
S Gabriel Taylor	-	-	5/1	10/6	13/13	11/11	39/30	2	2
WR Tyson Thompson	-	-	4/0	10/9	9/0	-	23/19	-	-
OL Patrick Valent	-	-	-	-	-	1/0	1/0	-	-
WR Braylen Walker	-	-	-	-	2/0	12/0	14/0	-	-
S Joshua Williams	-	-	-	-	-	10/0	10/0	10	-
WR Justin Williams, Jr.	-	-	-	-	-	1/0	1/0	-	-
S Marcus Williams	-	-	-	-	9/0	6/2	15/2	-	-
S Plae Wyatt	-	-	2/0	12/0	4/0	12/12	28/12	12	12
*Previous School									
#Combined Total									



# THE LAST TIME IT HAPPENED

TEAM	Rice	Opponent
Scored 30-39 Points	11/4/23, vs. SMU (31)	11/11/23 at UTSA (34)
Scored 40-49 Points	10/19/23, at Tulsa (42)	9/9/23 vs. Houston (41)
Scored 50-59 Points	9/16/23, vs. Texas Southern (59)	10/29/22, at Charlotte (56)
Scored 60-69 Points	10/22/16, vs. Prairie View A&M (65)	9/3/22, at USC (66)
Scored 70-79 Points	9/27/08, vs. North Texas (77)	9/26/15, at Baylor (70)
Recorded a Shutout	12/5/20, at Marshall (20-0)	10/16/21, at UTSA (45-0)
Recorded a Safety	9/8/18, at Hawai'i	10/2/21, vs. Southern Miss
Rushed for 400+ Yards	9/5/15, vs. Wagner (401)	9/18/21, at Texas (427)
Rushed for 300-399 Yards	9/25/21, vs. Texas Southern (349)	12/17/22 vs. Southern Miss (361)
Rushed for Less than 50 Yards	11/11/23, at UTSA (47)	9/9/17, at UTEP (26)
Passed for 400+ Yards	9/23/23, at USF (432)	9/23/23, at USF (435)
Passed for 300-399 Yards	10/19/23, at Tulsa (342)	9/2/23, at Texas (300)
Passed for less than 50 yards	10/16/21, at UTSA (36)	10/7/17, vs. Army West Point (9)
Gained More Than 500 Yards Total Offense	10/19/23, at Tulsa (512)	9/23/23, at USF (597)
Recorded 25 or More First Downs	11/25/23, vs. Florida Atlantic (32)	11/40/23, vs. SMU (28)
Penalized for 100 Yards	11/4/23, vs. SMU (120)	10/1/22, vs. UAB (116)
Defense Intercepted 3 Passes	11/27/21, vs. Louisiana Tech (3)	11/12/22, at WKU (4)
Overcame Halftime Deficit to Win	10/22/22, at Louisiana Tech (Trailed 17-14, won 42-41OT)	10/15/22, at FAU (Trailed 14-7, won 17-14)
Win Despite Trailing After Third Quarter	10/22/22, at Louisiana Tech (Trailed 27-21, won 42-41 OT)	10/15/22, at FAU (Trailed 14-10, won 17-14)
Won Game on Final Play	9/9/223, vs. Houston (D. Smith 2pt try failed, end of OT)	10/30/21 vs. North Texas (A. Adeyi 1-yd. run, OT)

INDIVIDUAL	Rice	Opponent
75+ Yard Run	11/24/18, J. Otoviano vs. Old Dominion (80)	11/25/23, K. Lewis, Florida Atlantic (75)
100-199 Yards Rushing	11/18/23, D. Connors at Charlotte (184)	10/28/23, M. Hughes, Tulane (153)
200+ Yards Rushing	11/24/18, J. Otoviano vs. Old Dominion (224)	12/17/22, F. Gore, Southern Miss (331)
Three Rushing TDs	10/19/23, D. Connors at Tulsa (3)	9/9/23, D. Smith, Houston (3)
Four Rushing TDs	9/25/21, J. Myers vs. Texas Southern (4)	10/8/09, R. Dobbs, Navy (4)
80+ Yard Pass Completion	9/23/23, J Daniels to Dean Connors (80)	10/13/18, A. Erdelyi to X. Ubosi, UAB (95)
300+ Yards Passing	10/19/23, J. Daniels at Tulsa (342)	11/12/22, A. Reed, WKU (377)
20 Pass Completions	11/25/23, A. Padgett vs. Florida Atlantic (24)	10/28/23, M. Pratt, Tulane (22)
Four+ Passing TDs	9/16/23, J. Daniels vs. Texas Southern (4)	10/29/22, C. Reynolds, Charlotte (5)
300+ Yards Total Offense	10/19/23, J. Daniels at Tulsa (341)	11/4/23, P. Stone, SMU (305)
Scored Five TDs	11/16/13, C. Ross vs. LA Tech (5)	9/20/14, T. Heinicke, Old Dominion (6)
10 Receptions	11/25/23, L. McCaffrey vs. Florida Atlantic (12)	11/20/21, J. Cowing, UTEP (11)
100-149 Receiving Yards	11/25/23, L. McCaffrey vs. Florida Atlantic (141)	9/9/23, S. Brown, Houston (138)
150+ Receiving Yards	9/23/23, L. McCaffrey at USF (199)	11/20/21, J. Cowing, UTEP (170)
Three Receiving TDs	10/31/20, A. Trammell at Southern Miss (3)	10/29/22, E. Spencer, Charlotte (3)
50+ Yard Field Goal	11/17/18, H. Tobola at LSU (51)	11/4/23, C. Rogers, SMU (51)
Made Three Field Goals	11/3/22, C. VanSickle vs. UTEP (3)	11/4/23, C. Rogers, SMU (3)
70+ Yard Punt	10/27/18, J. Fox at North Texas (76)	8/31/13, D. Kaser, Texas A&M (76)
Returned Kickoff for TD	11/30/12, J. Eddington at UTEP (97)	10/2/21, C. Harrell, Southern Miss (95)
Returned Punt for TD	11/8/97, L. McCalla vs. TCU (84)	11/11/23, C. Carpenter, UTSA (50)
Returned Blocked Punt for TD	11/4/23, C. Anigbogu, SMU (15)	10/13/18, C. Biles, UAB (0)
Blocked Punt	11/4/23, P. Stevenson, SMU	11/6/21, C. Houston, Charlotte
Returned Interception for TD	9/10/22, T. Gabriel (91) vs. McNeese	9/17/22, C. Anderson, Louisiana (54)
Returned Fumble for TD	10/1/22, T. Chamberlain vs. UAB (4 yds.)	11/12/22, J. Evans, WKU (14 yds.)
Blocked a Field Goal	11/26/22, K. Seymour Jr. at North Texas	10/24/20, J. Jackson, Middle Tennessee
Returned Blocked Field Goal for TD	9/21/13, A. Lyons vs. Houston (62)	11/19/16, K. Beverly, UTEP (80)
PAT Returned for Two Points	10/29/16, C. Thomas at Louisiana Tech	10/22/16, T. Single, Prairie View A&M
Blocked a PAT	10/7/23, P. Stevenson vs. UCONN	11/30/19, P. Amaewhule, UTEP

**300-YARD PASSING, 100-YARD RUSHING, 100-YARD RECEIVING GAMES  
(2005-PRESENT)**

**300-YARD PASSING GAMES**

541 Chase Clement vs. Tulsa	11/24/2007
444 Chase Clement vs. Southern Miss	10/18/2008
<b>432 JT Daniels at USF</b>	<b>9/23/2023</b>
407 Tyler Stehling vs. Prairie View A&M	10/22/2016
405 Nick Fanuzzi vs. UTEP	11/5/2011
<b>401 JT Daniels vs. Houston</b>	<b>9/9/2023</b>
395 Chase Clement vs. UTEP	11/3/2007
384 Chase Clement vs. Army	11/8/2008
381 Chase Clement vs. Houston	11/29/2008
380 Jake Constantine vs. WKU	11/13/2021
373 Driphus Jackson at North Texas	9/19/2015
372 Chase Clement at UTEP	11/1/2008
364 Chase Clement at SMU	11/10/2007
<b>362 JT Daniels vs. UCONN</b>	<b>10/7/2023</b>
359 Driphus Jackson at UTSA	11/21/2015
355 Chase Clement at Houston	10/13/2007
345 Chase Clement vs. Tulane	11/17/2007
<b>342 JT Daniels at Tulsa</b>	<b>10/19/23</b>
337 Driphus Jackson at Louisiana Tech	11/29/2014
334 TJ McMahon at Houston	9/24/2022
334 TJ McMahon vs. UTEP	11/3/2022
327 Mike Collins at North Texas	11/21/2020
321 Chase Clement at Tulsa	10/4/2008
318 Chase Clement at Memphis	9/6/2008
318 Driphus Jackson vs. Fresno State	12/24/2014
315 Chase Clement vs. Marshall	11/22/2008
314 Taylor McHargue vs. Marshall	9/22/2012
313 Wiley Green vs. UTEP	11/3/2018
307 Chase Clement vs. Western Michigan	12/30/2008
303 TJ McMahon vs. Louisiana	9/17/2022

**100-YARD RUSHING GAMES**

<b>224 Juma Otoviano vs. Old Dominion</b>	<b>11/24/2018</b>
215 Charles Ross vs. Louisiana Tech	11/16/2013
<b>186 Ari Broussard at Charlotte</b>	<b>11/6/2021</b>
183 Quinton Smith at UCF	10/21/2006
<b>184 Dean Connors at Charlotte</b>	<b>11/18/2023</b>
178 Sam McGuffie at Tulsa	11/6/2010
173 Emmanuel Esukpa vs. Prairie View A&M	8/25/2018
171 Quinton Smith at UTEP	11/4/2006
170 Tyler Smith at Houston	10/27/2011
167 Charles Ross at New Mexico State	10/19/2013
165 Austin Walter at Wake Forest	9/29/2018
160 Jordan Myers vs. Texas Southern	9/25/2021
157 Charles Ross vs. Kansas	9/14/2013
156 John Wall vs. Tulsa	11/12/2005
154 Quinton Smith vs. UTEP	10/29/2005
154 Charles Ross at UTEP	11/24/2012
153 Nahshon Ellerbe vs. Southern Miss	11/11/2017
153 Taylor McHargue vs. Marshall	9/22/2012
152 Charles Ross vs. UTEP	10/26/2013
150 Jowan Davis vs. Old Dominion	9/20/2014
149 Aston Walter at UTEP	11/30/2019
145 Tyler Smith vs. Tulane	11/19/2011
143 Quinton Smith vs. Tulane	11/12/2005
143 Jeremy Eddington vs. East Carolina	11/20/2010
141 Darik Dillard vs. Hawaii	10/4/2014
140 Turner Petersen at Houston	10/27/2011
136 Taylor Petersen vs. Southern Miss	10/27/2012
132 Samuel Stewart at Southern Miss	10/1/2016
131 Jowan Davis at Southern Miss	9/27/2014
130 Jowan Davis at UAB	11/21/2013
130 Samuel Stewart at Texas	9/12/2015
127 Tyler Smith vs. UTEP	11/21/2009
126 Darik Dillard vs. Baylor	9/16/2016
125 Quinton Smith at ECU	10/8/2005

124 Quinton Smith vs. Navy	10/22/2005
124 Chase Clement at SMU	11/10/2007
121 Jowan Davis vs. UTSA	11/8/2014
<b>120 Dean Connors at Tulsa</b>	<b>10/19/2023</b>
117 Charles Ross vs. UTSA	10/13/2012
116 Charles Ross at Louisiana Tech	9/15/2012
116 Samuel Stewart vs. Prairie View A&M	10/22/2016
115 Quinton Smith vs. ECU	11/18/2006
114 Sam McGuffie vs. East Carolina	11/20/2010
113 Tyler Smith at Houston	11/28/2009
112 Quinton Smith at Houston	11/26/2005
112 Aston Walter vs. Louisiana Tech	9/28/2019
111 C.J. Ugokwe at Tulane	10/25/2008
<b>111 Juma Otoviano at Southern Miss</b>	<b>10/31/2020</b>
110 C.J. Ugokwe vs. Houston	11/29/2008
109 Charles Ross vs. Marshall	12/7/2013
109 Aston Walter at UTSA	10/19/2019
108 Joel Armstong vs. UCF	11/19/2005
108 Quinton Smith vs. Houston	9/2/2006
107 Charles Ross at Texas A&M	8/31/2013
107 Austin Walter vs. Wagner	9/5/2015
106 Darik Dillard at Florida Atlantic	10/10/2015
106 Aston Walter at Middle Tennessee	11/16/2019
105 Charles Ross at Houston	11/28/2009
104 Quinton Smith at Florida State	9/23/2006
104 Emmanuel Esukpa at Hawai'i	9/8/2018
103 Chase Clement vs. UTEP	11/3/2007
103 C.J. Ugokwe at UTEP	11/1/2008
103 Jeremy Eddington at Tulane	11/13/2010
103 Nahshon Ellerbe at Army West Point	8/30/2019
102 Luke Turner at Tulsa	10/20/2012
102 Jowan Davis at North Texas	9/19/2015
102 Aston Walter at UAB	10/5/2019
101 Charles Ross at North Texas	10/31/2013
100 Justin Hill at Southern Miss	10/3/2007

**100-YARD RECEIVING GAMES**

208 James Casey at Memphis	9/6/2008
<b>199 Luke McCaffrey at USF</b>	<b>9/23/2023</b>
185 Jordan Taylor vs. UTEP	10/26/2013
172 James Casey vs. Houston	11/29/2008
171 Jarett Dillard at Army	9/30/2006
<b>171 Luke McCaffrey at Louisiana Tech</b>	<b>10/22/2022</b>
168 Jarett Dillard vs. UTEP	11/3/2007
163 Dennis Parks at North Texas	9/19/2015
158 Jarett Dillard at Texas	9/20/2008
158 Toren Dixon vs. Tulane	11/14/2009
157 Vance McDonald vs. UTEP	11/5/2011
153 Jordan Taylor vs. Air Force	12/29/2012
150 Mario Hull vs. UTEP	11/21/2014
145 Jarett Dillard vs. SMU	11/25/2006
144 Jarett Dillard vs. Army	11/8/2008
143 Temi Alaka vs. Prairie View A&M	10/22/2016
143 Austin Trammell at Southern Miss	10/31/2020
143 Jake Bailey vs. North Texas	10/30/2021
143 Jake Bailey at Charlotte	11/6/2021
142 Jarett Dillard at Tulsa	10/4/2008
142 James Casey at UTEP	11/1/2008
142 Bradley Rozner vs. UTEP	11/3/2022
141 Jarett Dillard vs. Southern Miss	10/18/2008
<b>141 Luke McCaffrey vs. Florida Atlantic</b>	<b>11/25/2023</b>
138 Nate German at UTSA	11/21/2015
138 Bradley Rozner at UTSA	10/19/2019
137 Jarett Dillard at Tulsa	11/11/2006
137 Jordan Taylor vs. North Texas	10/25/2014
136 Jordan Taylor at Louisiana Tech	11/29/2014
135 Bradley Rozner at Florida Atlantic	10/15/2022
133 Jarett Dillard at Houston	10/13/2007
133 August Pitre III vs. WKU	11/13/2021

131 Jordan Taylor vs. Marshall	12/7/2013
130 Bradley Rozner at Middle Tennessee	11/16/2019
128 Jarett Dillard at SMU	11/10/2007
123 Bradley Rozner at Houston	9/24/2022
<b>121 Luke McCaffrey at Houston</b>	<b>9/24/2022</b>
120 James Casey at Tulsa	10/4/2008
120 Corbin Smiter vs. Marshall	11/22/2008
120 Toren Dixon at Oklahoma State	9/19/2009
120 Zach Wright vs. North Texas	9/24/2016
119 Sam McGuffie vs. Houston	9/29/2012
116 Zach Wright at UTEP	11/6/2015
116 Austin Trammell at North Texas	11/21/2020
115 James Casey at Vanderbilt	9/13/2008
115 Toren Dixon at East Carolina	10/17/2009
115 Jordan Taylor at FIU	11/1/2014
114 Jarett Dillard vs North Texas	9/27/2008
114 Toren Dixon vs. Southern Miss	10/18/2008
113 Jarett Dillard vs. Florida State	9/23/2006
113 James Casey vs. Tulane	11/17/2007
113 James Casey vs. Southern Miss	10/18/2008
113 Austin Trammell at UAB	10/5/2019
112 James Casey vs. Western Michigan	12/30/2008
112 Austin Trammell vs. UTEP	11/3/2018
111 Jarett Dillard vs. UAB	10/14/2006
111 Zach Wright at Charlotte	11/12/2016
110 James Casey vs. Tulsa	11/24/2007
109 Joel Armstrong vs. Tulsa	11/24/2007
109 Sam McGuffie vs. Marshall	9/22/2012
109 Dennis Parks vs. Fresno State	12/24/2014
108 Cedric Patterson III vs. Texas Southern	9/25/2021
108 August Pitre III at UAB	10/23/2021
105 Jarett Dillard at Vanderbilt	9/13/2008
105 Aaron Cephus at UTSA	10/21/2017
<b>105 Luke McCaffrey vs. Louisiana</b>	<b>9/17/2022</b>
105 Bradley Rozner vs. Charlotte	10/29/2022
104 Austin Walter vs. UTEP	11/3/2018
104 Corbin Smith vs. Army	11/8/2008
104 Luke Willson vs. Tulsa	10/22/2011
103 Vance McDonald at Tulane	11/13/2010
103 Jordan Taylor vs. Hawaii	10/4/2014
103 Bradley Rozner vs. Wake Forest	9/6/2019
102 Jarett Dillard at UCLA	9/9/2006
102 Turner Petersen vs. Houston	9/21/2013
101 Austin Walter at Louisiana Tech	11/10/2018
101 James Casey at Marshall	10/27/2007
101 Toren Dixon vs. North Texas	9/27/2008
101 Jordan Taylor at Kansas	9/8/2012
101 Bradley Rozner vs. McNeese	9/10/2022
100 Aaron Cephus at UAB	11/4/2017
100 Bradley Rozner vs. Baylor	9/21/2019
<b>100 Luke McCaffrey vs. UCONN</b>	<b>10/7/2023</b>

# GAME 13- TEXAS STATE



## NUMERICAL ROSTER

No.	Name	Pos.
0	Campbell, Jordan	DE
0	Connors, Dean	RB
1	Fresch, Sean	CB
2	Campbell, Kobie	WR
2	Devones, Tre'shon	CB
3	Johnson-McCray, JoVoni	WR
4	Giffen, Colin	FB
4	Williams, Marcus	S
5	Broussard, Ari	RB
5	McFarquhar, Lloyd	S
6	Arkansas, DJ	LB
6	Dickmann, Drayden	WR
7	Anigbogou, Chike	S
7	Mojarro, Elijah	TE
8	Mutombo, Joseph	DL
8	Sykes, Matt	WR
9	Jenkins, Chase	QB
9	Stevenson, Peyton	S
10	Bility, Moh	CB
10	McCaffrey, Luke	WR
11	Conti, Chris	LB
11	Thompson, Tyson	WR
12	Padgett, AJ	QB
12	Pearcy, Josh	OLB
13	Narcisse, Lamont	CB
14	Groen, Boden	TE
14	Williams, Joshua	S
15	Horn, Tim	K
15	Itraish, Shawqi	QB
16	Jackson, Quinton	RB
16	Nwajuaku, Chibby	DL
17	Ahoia, Max	CB
17	Ransom-Goelz, Landon	WR
18	Daniels, JT	QB
18	Taylor, Chali	S
19	Joseph, Ichmael	S
19	Napier, Arden	WR
20	Alexander, Daelen	RB
20	Ojiaku, Ashton	S
21	Clark, Jamarion	CB
21	Otoviano, Juma	RB
22	Guillo, Ryan	WR
22	Jean, Jonathan	S
23	Hunt, Conor	P
23	Williams, Jeremiah	CB
24	Ellison, Jabari	S
25	Stephens, AJ	DB
26	Francisco, Christian	RB
26	Taylor, Gabriel	S
27	Awe, Andrew	LB
28	Bowling, Shepherd	OLB
28	Gota, Enock	K
29	Hook, Daveon	S
30	Barnett, Micah	FB
30	Morris, Elroyal	DL

## ALPHABETICAL ROSTER

No.	Name	Ht	Wt	Pos	Cl/Exp	Hometown/Previous School
17	Ahoia, Max	CB	5-11	180	JR-TR	La Miranda, Calif./Fullerton College
20	Alexander, Daelen	RB	5-9	208	FR-HS	Pflugerville, Texas/Weiss
35	Amico, Michael	RB	5-8	187	RS FR	Katy, Texas/Seven Lakes
7	Anigbogou, Chike	S	5-10	203	RS SR-3L	Missouri City, Texas/Ridge Point
6	Arkansas, DJ	LB	6-2	194	RS SO-1L	Denton, Texas/Ryan
27	Awe, Andrew	LB	6-2	227	RS SO-2L	Mansfield, Texas/Mansfield Lake Ridge
77	Banks, Brant	OL	6-7	300	GR-TR	Houston, Texas/Nebraska
30	Barnett, Micah	FB	6-1	229	SO-1L	Dickinson, Texas/Dickinson
54	Barton, Beau	LB	6-3	200	FR-HS	Van, Texas/Van
74	Baur, Brad	OL	6-5	271	RS FR	Rocklin, Calif./Rocklin
10	Bility, Moh	CB	6-0	182	RS FR-TR	Dallas, Texas/North Texas
56	Bledsoe, Nate	OL	6-3	304	FR-HS	Collierville, Tenn./Briarcrest Christian
75	Boenisch, Blake	DL	6-3	324	RS SO-1L	Needville, Texas/Needville
28	Bowling, Shepherd	OLB	6-0	216	RS JR	Katy, Texas/Army
87	Bradley, Jack	TE	6-5	254	SR-4L	Dallas, Texas/Bishop Lynch
51	Broughman, Ethan	LB	6-2	223	FR-HS	Dana Point, Calif./Dana Hills
5	Broussard, Ari	RB	6-0	216	RS SR-4L	New Orleans, La./Lusher
43	Bruce, Chris	S	6-2	185	FR-HS	Buda, Texas/Jack C. Hays
0	Campbell, Jordan	DE	6-3	240	JR-TR	Middlesex, N.J./Nassau CC
2	Campbell, Kobie	WR	5-7	167	JR-3L	Missouri City, Texas/Hightower
55	Carroll, De'Braylon	DL	6-0	283	RS JR-3L	Duncanville, Texas/Duncanville
75	Cedeno, Miguel	OL	6-7	346	RS FR	Davie, Fla./American Heritage
21	Clark, Jamarion	CB	6-0	180	FR-HS	Temple, Texas/Dallas South Oak Cliff
99	Clark-Jolivet, Chris	DL	6-1	330	FR-HS	Houston, Texas/Furr
57	Clemmons, Aquantis	DL	5-10	282	FR-HS	Columbus, Ga./Carver
44	Coco, Coleman	DE	6-5	265	GR-TR	Pittsburgh, Pa./Colgate
45	Connell, Colby	DS	5-10	200	FR-HS	San Antonio, Texas/O'Connor
0	Connors, Dean	RB	6-2	210	JR-1L	Kamuela, Hi./Riverside CC
11	Conti, Chris	LB	6-2	236	RS JR-1L	Wycokoff, N.J./Rutgers
18	Daniels, JT	QB	6-2	226	GR-TR	Irvine, Calif./West Virginia
2	Devones, Tre'shon	CB	6-0	187	RS JR-3L	Duncanville, Texas/Duncanville
6	Dickmann, Drayden	WR	5-11	175	FR-HS	Georgetown, Texas/Georgetown
89	Dragoo, Jake	WR	6-4	224	FR-HS	Highlands Ranch, Colo./Valor Christian
73	Dumont, Lavel	OL	6-4	321	GR-TR	Tampa, Fla./Toledo
47	Edgar, Christian	S	6-2	179	RS-FR	Austin, Texas/Westlake
24	Ellison, Jabari	S	5-11	185	FR-HS	Dickinson, Texas/Dickinson
86	Falk, James	TE	6-6	235	FR-HS	Springfield, Pa./The Haverford School
58	Farmer, Peyton	OL	6-6	270	FR-HS	Fresno, Texas/Ridge Point
55	Fehoko, Netane	OL	6-0	297	JR-TR	Inglewood, Calif./College of San Mateo
31	Flowers, Tyson	S	5-11	194	RS FR	Fort Worth, Texas/Southwest Christian
50	Floyd, Izeyya	DL	6-2	305	RS JR-3L	Frisco, Texas/Reedy
26	Francisco, Christian	RB	5-9	186	RS SO-1L	Rogers, Ark./Rogers
48	Freeman, Wyatt	DS	5-10	202	FR-HS	Bakersfield, Calif./Naval Academy Prep
1	Fresch, Sean	CB	5-8	175	JR-3L	Austin, Texas/Lyndon B. Johnson
65	Gallegos, Phillip	OL	6-6	345	FR-HS	Von Ormy, Texas/Somerset
4	Giffen, Colin	FB	6-0	200	JR-TR	Palo Alto, Calif./College of San Mateo
70	Gonzalez, Isaiah	OL	6-2	303	JR	Watsonville, Calif./City College of San Francisco
28	Gota, Enock	K	6-0	185	RS FR	Houston, Texas/Dekaney
45	Green, Demone	DL	6-1	248	RS FR	Houston, Texas/Heights
14	Groen, Boden	TE	6-3	240	JR-1L	Santa Ana, Calif./Mater Dei
22	Guillo, Ryan	WR	5-10	186	RS FR	Pearland, Texas/Dawson
82	Hall, Matt	TE	6-3	225	GR-TR	Columbia, Mo./Truman State
44	Hargon, Geron	FB	6-2	228	RS SO-2L	Shreveport, La./Captain Shreve
52	Hargrove, Jalen	DL	6-4	323	RS SO-2L	Patterson, N.J./Choate Rosemary Hall
88	Hebeisen, Jaggar	TE	6-4	246	RS SO-1L	Colleyville, Tenn./Heritage
98	Heitmann, Van	DL	6-6	237	JR-3L	Houston, Texas/Stratford
29	Hook, Daveon	S	5-11	174	SO-1L	Cibolo, Texas/Steele
15	Horn, Tim	K	6-2	224	RS JR-1L	Honolulu, Hi./Washington
23	Hunt, Conor	P	5-11	189	JR-1L	Lihue, Hi./Georgetown
15	Itraish, Shawqi	QB	6-3	204	RS SO-1L	Bradenton, Fla./Braden River
16	Jackson, Quinton	RB	5-7	146	RS FR	Fort Worth, Texas/North Crowley
95	James, Caleb	DL	6-0	301	RS SO-2L	Cypress, Texas/North Shore
22	Jean, Jonathan	S	5-10	182	RS SO-1L	Lakeland, Fla./Victory Christian
9	Jenkins, Chase	QB	6-0	185	FR-HS	Katy, Texas/Alief Taylor
3	Johnson-McCray, JoVoni	WR	6-4	208	RS JR-3L	Conway, Ark./Conway
19	Joseph, Ichmael	S	6-1	187	RS SO	Tampa, Fla./Tampa Bay Tech
32	Keeney, Reese	K/P	5-11	180	FR-HS	Knoxville, Tenn./Farragut
42	King, Cooper	LB	5-10	218	FR-HS	Stratford, Texas/Stratford



## ALPHABETICAL ROSTER

No.	Name	Ht	Wt	Pos	Cl/Exp	Hometown/Previous School
79	Kropp, Weston	OL	6-4	303	JR	Biloxi, Miss./Jones College
74	Larbie, Michael	DT	6-0	282	GR-TR	Monroe, N.C./Duke
53	Leone, Mike	OL	6-5	277	RS SO-2L	Bryn Mawr, Pa./The Hun School
76	Long, John	OL	6-4	315	RS SO-1L	Kempner, Texas/Lampasas
80	MacNeill, Rawson	WR	6-5	187	RS FR	Marietta, Ga./George Walton
10	McCaffrey, Luke	WR	6-2	198	RS JR-2L	Highlands Ranch, Colo./Nebraska
7	Mojarro, Elijah	TE	6'4"	239	GR-TR	Orange, California/Orange LutheranCalifornia
5	McFarquhar, Lloyd	CB	5-10	180	GR-TR	Cleveland, Ohio/Ohio State
30	Morris, Elroyal	DL	6-3	279	RS SO-1L	Houston, Texas/Dekaney
56	Morris, Ty Anthony	LB	6-2	200	FR-HS	Houston, Texas/Dekaney
33	Morrison, Myron	LB	6-3	215	RS JR-3L	Humble, Texas/Atascocita
8	Mutombo, Joseph	DL	6-5	245	FR-HS	Fort Worth, Texas/Keller Central
19	Napier, Arden	WR	6-2	200	SO-TR	Houston, Texas/Citrus College
13	Narcisse, Lamont	CB	5-11	173	RS-SO-2L	Pasadena, Calif./Calabasas
67	Needham, Luke	OL	6-5	300	FR-HS	Germantown, Tenn./Houston HS
61	Norfleet, Trace	OL	6-0	271	RS FR	Lewisville, Texas/Prestonwood Christian
52	Nutter, Braedon	OL	6-3	295	JR-2L	Tomball, Texas/Memorial
16	Nwajuaku, Chibby	DL	6-2	242	RS FR	Cypress, Texas/Cy Ranch
20	Ojiaku, Ashton	S	6-0	202	FR-HS	Houston, Texas/Foster
78	Onianwa, Ethan	OL	6-6	330	RS JR-1L	Katy, Texas/Cinco Ranch
21	Otoviano, Juma	RB	5-10	192	RS SR-4L	Arlington, Texas/James Martin
12	Padgett, AJ	QB	6-3	225	RS FR	Frisco, Texas/Reedy
12	Pearcy, Josh	OLB	6-2	243	RS JR-3L	Moorestown, N.J./Moorestown
60	Perroni, Hudson	OL	6-4	292	FR-HS	Houston, Texas/Stratford
42	Phillippi, Trey	TE	6-5	272	RS SO-2L	Montgomery, Texas/Montgomery
84	Powell, Ethan	TE	6-5	215	GR-HS	Mason, Texas/Southwestern
17	Ransom-Goelz, Landon	WR	6-0	170	FR-HS	Trophy Club, Texas/Byron Nelson
97	Scherle, Alex	TE	6-5	241	RS FR	Rochester Hills, Mich./Notre Dame Prep
71	Servin, Clay	OL	6-4	300	RS SR-4L	Richardson, Texas/J.J. Pearce
40	Seymour Jr., Kenny	LB	6-3	229	RS SO-1L	League City, Texas/Fort Bend Marshall
25	Stephens, AJ	DB	5-11	176	FR-HS	Spring, Texas/Aldine MacArthur
9	Stevenson, Peyton	S	6-3	193	RS SO-1L	Demopolis, Ala./Demopolis
8	Sykes, Matt	WR	6-4	200	GR-TR	Makakilo, Hi./UCLA
18	Taylor, Chali	LB	6-3	210	FR-HS	Washington, D.C./Sidwell Friends
26	Taylor, Gabriel	S	5-10	190	JR-3L	Miami, Fla./Gulliver Prep
11	Thompson, Tyson	WR	5-9	183	JR-1L	Klein, Texas/Houston Baptist
50	Valent, Patrick	OL	6-3	316	FR-HS	Warren, Ohio/John F. Kennedy Catholic
81	Walker, Braylen	WR	5-10	173	RS FR	Sulphur, La./Lake Charles College Prep
23	Williams, Jeremiah	CB	5-10	146	RS FR	Dallas, Texas/Bishop Lynch
14	Williams, Joshua	S	6-1	195	RS SO-1L	Linden, Ala./Linden
85	Williams, Jr., Justin	WR	6-3	183	FR-HS	Cypress, Texas/Aldine MacArthur
4	Williams, Marcus	S	5-11	186	RS SO-1L	Helena, Ala./Hoover
41	Wyatt, Plae	S	5-11	203	RS SO-2L	McKinney, Texas/Boyd

No.	Name	Pos.
31	Flowers, Tyson	S
32	Keeney, Reese	K/P
33	Morrison, Myron	LB
35	Amico, Michael	RB
40	Seymour Jr., Kenny	LB
41	Wyatt, Plae	S
42	King, Cooper	LB
42	Phillippi, Trey	TE
43	Bruce, Chris	S
44	Coco, Coleman	DE
44	Hargon, Geron	FB
45	Green, Demone	DL
45	Connell, Colby	DS
47	Edgar, Christian	S
48	Freeman, Wyatt	DS
50	Floyd, Izeya	DL
50	Valent, Patrick	OL
51	Broughman, Ethan	LB
52	Hargrove, Jalen	DL
52	Nutter, Braedon	OL
53	Leone, Mike	OL
54	Barton, Beau	LB
55	Carroll, De'Braylon	DL
55	Fehoko, Netane	OL
56	Bledsoe, Nate	OL
56	Morris, Ty Anthony	LB
57	Clemmons, Aquantis	DL
58	Farmer, Peyton	OL
60	Perroni, Hudson	OL
61	Norfleet, Trace	OL
65	Gallegos, Phillip	OL
67	Needham, Luke	OL
70	Gonzalez, Isaiah	OL
71	Servin, Clay	OL
73	Dumont, Lavel	OL
74	Baur, Brad	OL
74	Larbie, Michael	DT
75	Boenisch, Blake	DL
75	Cedeno, Miguel	OL
76	Long, John	OL
77	Banks, Brant	OL
78	Onianwa, Ethan	OL
78	Kropp, Weston	OL
80	MacNeill, Rawson	WR
81	Walker, Braylen	WR
82	Hall, Matt	TE
84	Powell, Ethan	TE
85	Williams, Jr., Justin	WR
86	Falk, James	TE
87	Bradley, Jack	TE
88	Hebeisen, Jagggar	TE
89	Dragoo, Jake	WR
97	Scherle, Alex	TE
98	Heitmann, Van	DL
99	Clark-Jolivet, Chris	DL

## PRONUNCIATIONS

No	Name	Pronunciation
17	Max Ahoia	Ah-hoy-ah
20	Daelen Alexander	Day-len
7	Chike Anigbogu	Cheek-ay Anah-boh-goo
27	Andrew Awe	Awe-way
75	Blake Boenisch	Bane-ish
2	Tre'shon Devones	Tray-shon Deh-voenz
73	Lavel Dumont	La-vel Doo-mont
55	Netane Fehoko	Neh-tan-ay Feh-hoe-koe
50	Izeya Floyd	Eye-zay-ah
1	Sean Fresch	Fresh
14	Boden Groen	Grew-in
22	Ryan Guillo	Gwill-oh
44	Geron Hargon	Gare-in Har-gin
88	Jagger Heibeisen	Jag-er Hee-ba-sen
98	Van Heitmann	Hite-man
15	Shawqui Itraish	Show-key Eye-traysh
19	Ichmael Joseph	Ish-my-ale
74	Michael Larbie	Lar-bee
53	Mike Leone	Lee-own
13	Lamont Narcisse	Nar-cease

16	Chibby Nwajuaku	Chib-ee New-ah-jew-ah-koo
78	Max Ahoia	Ah-hoy-ah
78	Ethan Onianwa	Eee-than O-knee-on-wah
20	Ashton Ojiaku	Oh-gee-ah-koo
21	Juma Otoviano	Ju-mah Oh-toe-vee-ah-no
12	Josh Pearcy	Pier-see
41	Plae Wyatt	Play

# GAME 13- TEXAS STATE



## CAREER STATS

### # 20 RB DAELEN ALEXANDER

YEAR	GP-GS	RUSH	YDS	AVG	TD	LONG
2023	6-0	18	35	1.9	5	9
<b>Career</b>	<b>6-0</b>	<b>18</b>	<b>35</b>	<b>1.9</b>	<b>5</b>	<b>9</b>

### #7 S CHIKE ANIGBOGU

YEAR	GP-GS	UT	AT	TOTAL	TFL	SACKS	FF	QBH	PBU
2019	3-0	0	0	0	0.0-0	0.0-0	0	0	0
2020	5-1	4	4	8	0.0-0	0.0-0	1	0	0
2021	11-0	6	7	12	1.0-1	0.0-0	0	2	1
2022	13-0	5	1	6	0.0-0	0.0-0	0	0	0
2023	12-0	18	7	25	4.0-18	2.0-14	1	0	0
<b>Career</b>	<b>43-1</b>	<b>33</b>	<b>19</b>	<b>52</b>	<b>5.0-19</b>	<b>2.0-14</b>	<b>2</b>	<b>2</b>	<b>1</b>

### #6 LB DJ ARKANSAS

YEAR	GP-GS	UT	AT	TOTAL	TFL	SACKS	FF	FR	QBH
2021	1-0	1	0	1	1.0-8	1.0-8	0	0	0
2022	1-0	0	0	0	0.0-0	0.0-0	0	0	0
2023	12-2	19	12	31	2.5-15	1.5-14	0	1	0
<b>Career</b>	<b>13-2</b>	<b>20</b>	<b>12</b>	<b>32</b>	<b>3.5-23</b>	<b>2.5-23</b>	<b>0</b>	<b>1</b>	<b>0</b>

### #27 LB ANDREW AWE

YEAR	GP-GS	UT	AT	TOTAL	TFL	SACKS	FF	FR	PBU
2022	13-3	16	6	22	1.5-2	0.0-0	0	0	0
2023	10-2	7	9	16	0.5-2	0.0-0	0	0	1
<b>Career</b>	<b>23-5</b>	<b>23</b>	<b>15</b>	<b>38</b>	<b>2.0-4</b>	<b>0.0-0</b>	<b>0</b>	<b>0</b>	<b>1</b>

### #75 DL BLAKE BOENISCH

YEAR	GP-GS	UT	AT	TOTAL	TFL	SACKS	FF	FR	QBH
2021	2-0	0	0	0	0.0-0	0.0-0	0	0	0
2022	13-2	10	19	29	1.5-3	1.5-3	0	0	0
2023	12-0	10	13	23	2.5-5	0.0-0	0	0	0
<b>Career</b>	<b>27-2</b>	<b>20</b>	<b>32</b>	<b>52</b>	<b>4.0-8</b>	<b>1.5-3</b>	<b>0</b>	<b>0</b>	<b>0</b>

### #87 TE JACK BRADLEY

YEAR	GP-GS	REC	YDS	AVG	TD	LONG
2019	12-3	1	8	8.0	0	8
2020	5-5	3	71	23.7	1	27
2021	12-12	16	163	10.2	1	28
2022	13-11	28	260	9.3	2	31
2023	10-7	8	94	11.8	1	41
<b>Career</b>	<b>52-28</b>	<b>56</b>	<b>596</b>	<b>10.6</b>	<b>5</b>	<b>41</b>

### #30 RB ARI BROUSSARD

YEAR	GP-GS	RUSH	YDS	AVG	TD	LONG
2018	2-0	0	0	0.0	0	0
2019	10-0	0	0	0.0	0	0
2020	5-0	25	87	3.5	0	16
2021	12-2	116	569	4.9	3	40
2022	7-6	91	251	2.8	9	19
2023	12-0	29	91	3.1	0	16
<b>Career</b>	<b>48-8</b>	<b>261</b>	<b>998</b>	<b>3.8</b>	<b>12</b>	<b>40</b>

### #17 WR KOBIE CAMPBELL

YEAR	GP-GS	RUSH	YDS	AVG	TD	LG	REC	YDS	AVG	TD	LONG
2020	5-0	0	0	0	0	0	0	0	0	0	0
2021	8-0	0	0	0	0	0	7	64	9.1	0	16
2022	11-4	4	37	9.3	0	34	17	192	11.3	0	32
2023	10-5	8	11	1.4	0	8	10	164	16.4	1	70
<b>Career</b>	<b>33-9</b>	<b>12</b>	<b>48</b>	<b>4.0</b>	<b>0</b>	<b>34</b>	<b>34</b>	<b>420</b>	<b>12.4</b>	<b>1</b>	<b>70</b>

### #55 DT DE'BRAYLON CARROLL

YEAR	GP-GS	UT	AT	TOTAL	TFL	SACKS	FF	FR	QBH
2019	12-0	7	7	14	2.5-17	1.0-14	0	0	1
2020	5-5	3	18	21	3.0-15	1.5-13	0	0	2
2022	12-3	10	10	20	4.5-5	1.0-1	0	0	0
2023	12-12	14	28	42	6.0-35	2.5-17	0	1	1
<b>Career</b>	<b>41-20</b>	<b>34</b>	<b>63</b>	<b>97</b>	<b>16.0-72</b>	<b>6.0-45</b>	<b>0</b>	<b>1</b>	<b>4</b>

### #44 DE COLEMAN COCO

YEAR	GP-GS	UT	AT	TOTAL	TFL	SACKS	FF	FR	QBH
2018	6-0	2	0	2	2.0-13	2.0-13	0	0	0
2019	12-7	17	29	46	8.0-31	4.0-21	0	1	2
2020	1-1	0	4	4	0.0-0	0.0-0	0	0	0
2022	11-11	18	22	40	8.0-39	3.0-22	2	0	2
2023	12-12	16	28	44	7.5-39	4.0-34	0	0	1
<b>Career</b>	<b>42-31</b>	<b>53</b>	<b>83</b>	<b>136</b>	<b>25.5-122</b>	<b>13.0-90</b>	<b>2</b>	<b>1</b>	<b>5</b>

### #0 RB DEAN CONNORS

YEAR	GP-GS	RUSH	YDS	AVG	TD	LG	REC	YDS	AVG	TD	LONG
2022	12-0	27	128	4.7	0	22	8	24	3.0	1	7
2023	12-3	106	707	6.7	5	57	42	395	9.4	3	80
<b>Career</b>	<b>23-3</b>	<b>119</b>	<b>760</b>	<b>6.4</b>	<b>5</b>	<b>57</b>	<b>46</b>	<b>408</b>	<b>8.9</b>	<b>4</b>	<b>80</b>

### #11 LB CHRIS CONTI

YEAR	GP-GS	UT	AT	TOTAL	TFL	SACKS	INT	FR	QBH
2019	4-0	0	2	2	0.0-0	0.0-0	0	0	0
2020	5-0	1	2	3	0.0-0	0.0-0	0	0	0
2021	3-0	0	0	0	0.0-0	0.0-0	0	0	0
2022	13-12	26	49	75	4.0-14	1.0-9	0	1	1
2023	8-8	23	31	54	2.5-7	0.5-4	1	0	0
<b>Career</b>	<b>33-20</b>	<b>50</b>	<b>84</b>	<b>134</b>	<b>6.5-21</b>	<b>1.5-13</b>	<b>1</b>	<b>0</b>	<b>1</b>

### #18 QB JT DANIELS

YEAR	GP-GS	C-A	PCT	YDS	AVG/G	TD	INT	LONG
2018	11-11	216-363	59.5	2672	242.9	14	10	65
2019	1-1	25-34	73.5	215	215.0	1	1	28
2020	4-4	80-119	67.2	1231	307.8	10	2	55
2021	6-3	68-94	72.3	722	120.3	7	3	43
2022	10-9	200-327	61.2	2107	210.7	13	9	67
2023	9-9	181-287	63.1	2443	271.4	21	7	80
<b>Career</b>	<b>41-36</b>	<b>770-1224</b>	<b>62.9</b>	<b>9390</b>	<b>229.0</b>	<b>66</b>	<b>32</b>	<b>80</b>

### #2 CB TRE'SHON DEVONES

YEAR	GP-GS	UT	AT	TOTAL	TFL	SACKS	INT	FR	PBU
2019	11-4	9	6	15	0.0-0	0.0-0	0	0	2
2020	3-3	6	3	9	0.0-0	0.0-0	0	1	1
2022	8-1	4	3	7	0.0-0	0.0-0	0	0	0
2023	12-11	25	12	37	2.5-10	0.0-0	2	1	10
<b>Career</b>	<b>34-19</b>	<b>44</b>	<b>24</b>	<b>68</b>	<b>2.5-10</b>	<b>0.0-0</b>	<b>2</b>	<b>2</b>	<b>13</b>

### #50 DL IZEYA FLOYD

YEAR	GP-GS	UT	AT	TOTAL	TFL	SACKS	FF	FR	QBH
2019	3-0	0	0	0	0.0-0	0.0-0	0	0	0
2020	3-1	0	0	0	0.0-0	0.0-0	0	0	0
2021	11-2	4	15	11	3.0-14	1.0-9	0	0	1
2022	12-10	7	14	21	2.0-8	0.0-0	1	0	0
2023	12-12	5	20	25	0.0-0	0.0-0	0	1	1
<b>Career</b>	<b>41-25</b>	<b>16</b>	<b>49</b>	<b>65</b>	<b>5.0-22</b>	<b>1.0-9</b>	<b>1</b>	<b>1</b>	<b>2</b>

### #1 CB SEAN FRESCH

YEAR	GP-GS	UT	AT	TOTAL	TFL	SACKS	INT	FR	PBU
2020	1-0	1	1	2	0.0-0	0.0-0	0	0	0
2021	12-8	14	13	27	1.0-2	0.0-0	1	0	7
2022	9-9	18	3	21	0.0-0	0.0-0	1	1	5
2023	12-12	38	11	49	3.0-17	1.0-9	0	0	7
<b>Career</b>	<b>34-29</b>	<b>71</b>	<b>28</b>	<b>99</b>	<b>4.0-19</b>	<b>1.0-9</b>	<b>2</b>	<b>1</b>	<b>19</b>

YEAR	KR	YDS	AVG	TD	LG	PR	YDS	AVG	TD	LONG
2020	0	0	0.0	0	0	0	0	0.0	0	0
2021	14	317	22.6	0	33	10	99	9.9	0	48
2022	0	0	0.0	0	0	10	103	10.3	0	40
2023	7	128	18.3	0	26	15	150	10.0	0	39
<b>Career</b>	<b>21</b>	<b>445</b>	<b>21.2</b>	<b>0</b>	<b>33</b>	<b>35</b>	<b>352</b>	<b>10.1</b>	<b>0</b>	<b>48</b>

### #14 TE BODEN GROEN

YEAR	GP-GS	REC	YDS	AVG	TD	LONG
2022	12-3	9	79	8.8	0	16
2023	12-10	37	376	10.2	3	31
<b>Career</b>	<b>24-13</b>	<b>46</b>	<b>455</b>	<b>9.9</b>	<b>3</b>	<b>31</b>

### #82 TE MATT HALL

YEAR	GP-GS	REC	YDS	AVG	TD	LONG
2020	3-0	10	96	9.6	2	29
2021	12-7	37	468	12.6	6	48
2022	11-11	38	367	9.7	5	37
2023	4-0	0	0	0	0	0
<b>Career</b>	<b>30-18</b>	<b>85</b>	<b>931</b>	<b>11.0</b>	<b>13</b>	<b>48</b>

## CAREER STATS

### #23 P CONOR HUNT

YEAR	PUNTS	YDS	AVG	LONG	TB	FC	I20	50+
2021	50	2088	41.8	66	3	18	19	10
2022	49	2007	41.0	64	2	13	10	4
2023	48	1902	39.6	64	1	14	6	6
<b>Career</b>	<b>147</b>	<b>5997</b>	<b>40.8</b>	<b>66</b>	<b>6</b>	<b>45</b>	<b>35</b>	<b>20</b>

### #22 CB JONATHAN JEAN

YEAR	GP-GS	UT	AT	TOTAL	TFL	SACKS	INT	FF	PBU
2022	9-0	4	0	4	0.0-0	0.0-0	0	0	0
2023	10-9	30	10	40	3.0-7	1.0-5	0	1	3
<b>Career</b>	<b>19-9</b>	<b>34</b>	<b>10</b>	<b>44</b>	<b>3.0-7</b>	<b>1.0-5</b>	<b>0</b>	<b>1</b>	<b>3</b>

### #3 WR JOVONI JOHNSON-MCCRAY

YEAR	GP-GS	C-A	PCT	YDS	AVG/G	TD	INT	LONG
2019	4-1	10-18	55.6	97	24.2	1	0	18
2020	4-2	27-37	73.0	225	56.3	1	0	26
2022	2-0	0-0	.000	0	0.0	0	0	0
2023	6-1	0-0	.000	0	0.0	0	0	0
<b>Career</b>	<b>14-3</b>	<b>37-55</b>	<b>67.2</b>	<b>322</b>	<b>40.3</b>	<b>2</b>	<b>0</b>	<b>26</b>

YEAR	RUSH	YDS	AVG	TD	LG	REC	YDS	AVG	TD	LONG
2019	27	159	5.9	2	26	0	0	0.0	0	0
2020	26	83	3.2	0	25	0	0	0.0	0	0
2022	0	0	0.0	0	0	0	0	0.0	0	0
2023	1	-4	-4.0	0	-4	3	54	18.0	0	23
<b>Career</b>	<b>54</b>	<b>238</b>	<b>4.4</b>	<b>2</b>	<b>26</b>	<b>3</b>	<b>54</b>	<b>18.0</b>	<b>0</b>	<b>23</b>

### #80 WR RAWSON MACNEILL

YEAR	GP-GS	REC	YDS	AVG	TD	LONG
2022	3-0	0	0	0.0	0	0
2023	12-5	25	368	14.7	2	38
<b>Career</b>	<b>15-5</b>	<b>25</b>	<b>368</b>	<b>14.7</b>	<b>2</b>	<b>38</b>

### #12 WR LUKE McCAFFREY

YEAR	GP-GS	C-A	PCT	YDS	AVG/G	TD	INT	LONG
2019	4-0	9-12	75.0	142	35.5	2	0	39
2020	7-2	48-76	63.1	466	66.6	1	6	45
2021	10-3	31-62	50.0	313	34.8	2	4	35
2022	11-10	0-0	0.0	0	0.0	0	0	0
2023	12-12	0-2	0.0	0	0.0	0	0	0
<b>Career</b>	<b>36-20</b>	<b>88-151</b>	<b>58.3</b>	<b>921</b>	<b>25.6</b>	<b>5</b>	<b>10</b>	<b>45</b>

YEAR	RUSH	YDS	AVG	TD	LG	REC	YDS	AVG	TD	LONG
2019	24	166	6.9	1	15	1	12	12.0	0	12
2020	65	364	5.6	3	47	1	5	5.0	0	5
2021	41	132	3.2	2	21	0	0	0.0	0	0
2022	12	148	12.3	1	37	58	723	12.5	6	66
2023	13	101	7.8	0	40	68	963	14.2	12	51
<b>Career</b>	<b>155</b>	<b>911</b>	<b>5.9</b>	<b>7</b>	<b>47</b>	<b>128</b>	<b>1703</b>	<b>13.3</b>	<b>18</b>	<b>66</b>

### #33 LB MYRON MORRISON

YEAR	GP-GS	UT	AT	TOTAL	TFL	SACKS	FF	FR	PBU
2019	4-0	0	1	1	0.0-0	0.0-0	0	0	0
2020	4-0	1	0	1	0.0-0	0.0-0	0	0	0
2021	12-5	11	22	33	2.0-2	0.0-0	1	0	2
2022	11-10	36	37	73	6.5-27	1.5-13	0	2	3
2023	12-12	32	39	71	2.5-9	1.0-4	1	1	0
<b>Career</b>	<b>43-27</b>	<b>81</b>	<b>99</b>	<b>180</b>	<b>11.0-38</b>	<b>2.5-17</b>	<b>2</b>	<b>3</b>	<b>5</b>

### #13 CB LAMONT NARCISSE

YEAR	GP-GS	UT	AT	TOTAL	TFL	SACKS	INT	FR	PBU
2021	2-0	0	0	0	0.0-0	0.0-0	0	0	0
2022	11-0	6	4	10	0.0-0	0.0-0	0	0	2
2023	10-0	4	4	8	1.0-2	0.0-0	0	0	2
<b>Career</b>	<b>23-0</b>	<b>10</b>	<b>8</b>	<b>18</b>	<b>1.0-2</b>	<b>0.0-0</b>	<b>0</b>	<b>0</b>	<b>4</b>

### #21 RB JUMA OTOVIANO

YEAR	GP-GS	RUSH	YDS	AVG	TD	LG	REC	YDS	AVG	TD	LONG
2018	12-0	65	364	5.6	3	80	0	0	0.0	0	0
2019	3-0	37	114	3.1	0	14	3	37	12.3	0	22
2020	2-2	45	195	4.3	0	20	1	8	8.0	0	20
2021	7-0	4	6	1.5	1	4	2	8	4.0	0	5
2022	13-1	71	403	5.7	1	33	4	67	16.8	1	48
2023	11-9	85	312	3.7	4	24	12	100	8.3	0	35
<b>Career</b>	<b>48-13</b>	<b>307</b>	<b>1394</b>	<b>4.5</b>	<b>9</b>	<b>80</b>	<b>22</b>	<b>220</b>	<b>10.0</b>	<b>1</b>	<b>48</b>

### #12 QB A.J. PADGETT

YEAR	GP-GS	C-A	PCT	YDS	AVG/G	TD	INT	LONG
2022	3-2	39-77	50.6	634	211.3	5	1	48
2023	5-3	61-96	63.5	636	127.2	7	3	30
<b>Career</b>	<b>8-5</b>	<b>100-173</b>	<b>57.8</b>	<b>1,270</b>	<b>158.8</b>	<b>12</b>	<b>4</b>	<b>48</b>

### #12 DE JOSH PEARCY

YEAR	GP-GS	UT	AT	TOTAL	TFL	SACKS	FF	INT	PBU
2019	4-0	0	0	0	0.0-0	0.0-0	0	0	0
2020	5-1	6	10	16	3.0-15	1.0-11	0	1	0
2021	12-5	23	35	58	7.5-25	4.5-16	1	0	0
2022	13-13	22	28	50	10.0-53	6.5-48	1	0	0
2023	11-11	28	14	42	7.0-20	1.0-7	1	0	1
<b>Career</b>	<b>44-30</b>	<b>80</b>	<b>86</b>	<b>166</b>	<b>27.5-113</b>	<b>13.0-92</b>	<b>3</b>	<b>1</b>	<b>1</b>

### #17 WR LANDON RANSOM-GOELZ

YEAR	GP-GS	REC	YDS	AVG	TD	LONG
2023	12-5	24	358	14.9	3	44
<b>Career</b>	<b>12-5</b>	<b>24</b>	<b>358</b>	<b>14.9</b>	<b>3</b>	<b>44</b>

### #40 LB KENNY SEYMOUR, JR.

YEAR	GP-GS	UT	AT	TOTAL	TFL	SACKS	FF	FR	QBH
2021	4-0	1	0	1	0.0-0	0.0-0	0	0	0
2022	11-0	2	4	6	1.0-6	1.0-6	1	0	0
2023	12-0	1	1	2	0.0-0	0.0-0	0	0	0
<b>Career</b>	<b>27-0</b>	<b>4</b>	<b>5</b>	<b>9</b>	<b>1.0-6</b>	<b>1.0-6</b>	<b>1</b>	<b>0</b>	<b>0</b>

### #8 WR MATT SYKES

YEAR	GP-GS	REC	YDS	AVG	TD	LONG
2020	6-2	3	24	8.0	0	13
2021	11-2	1	9	9.0	0	9
2022	13-0	6	86	14.3	1	27
2023	9-0	1	32	32.0	0	32
<b>Career</b>	<b>38-4</b>	<b>11</b>	<b>152</b>	<b>13.7</b>	<b>1</b>	<b>32</b>

### #26 S GABRIEL TAYLOR

YEAR	GP-GS	UT	AT	TOTAL	TFL	SACKS	FF	INT	PBU
2020	5-1	4	1	5	0.0-0	0.0-0	0	0	0
2021	12-7	44	12	56	1.0-4	0.0-0	1	3	5
2022	13-13	39	21	60	1.0-3	0.0-0	2	2	6
2023	11-11	38	20	58	1.0-6	1.0-6	1	2	8
<b>Career</b>	<b>41-32</b>	<b>125</b>	<b>54</b>	<b>179</b>	<b>3.0-13</b>	<b>1.0-6</b>	<b>4</b>	<b>7</b>	<b>19</b>

### #25 WR TYSON THOMPSON

YEAR	GP-GS	REC	YDS	AVG	TD	LONG
2020	4-0	4	38	9.5	2	17
2021	10-9	57	562	9.9	2	51
2022	9-0	0	0	0.0	0	0
<b>Career</b>	<b>23-9</b>	<b>61</b>	<b>600</b>	<b>9.8</b>	<b>2</b>	<b>51</b>

### #81 WR BRAYLEN WALKER

YEAR	GP-GS	REC	YDS	AVG	TD	LONG
2022	2-0	4	77	19.3	1	48
2023	11-0	13	200	15.4	2	36
<b>Career</b>	<b>13-0</b>	<b>17</b>	<b>277</b>	<b>16.3</b>	<b>3</b>	<b>48</b>

### #4 S MARCUS WILLIAMS

YEAR	GP-GS	UT	AT	TOTAL	TFL	SACKS	FR	INT	PBU
2021	1-0	1	0	1	0.0-0	0.0-0	0	0	0
2022	9-0	12	10	22	2.0-7	0.0-0	0	0	1
2023	6-2	15	10	25	1.0-4	0.0-0	1	0	1
<b>Career</b>	<b>16-2</b>	<b>28</b>	<b>20</b>	<b>48</b>	<b>3.0-11</b>	<b>0.0-0</b>	<b>1</b>	<b>0</b>	<b>2</b>

### #41 S PLAE WYATT

YEAR	GP-GS	UT	AT	TOTAL	TFL	SACKS	FF	FR	PBU
2020	2-0	0	0	0	0.0-0	0.0-0	0	0	0
2021	12-0	11	10	21	0.0-0	0.0-0	1	0	0
2022	4-0	4	3	7	0.0-0	0.0-0	0	0	1
2023	12-12	42	34	76	3.0-13	1.0-9	1	1	6
<b>Career</b>	<b>30-12</b>	<b>57</b>	<b>47</b>	<b>104</b>	<b>3.0-13</b>	<b>1.0-9</b>	<b>2</b>	<b>1</b>	<b>7</b>



# GAME 13- TEXAS STATE



## CAREER HIGHS

### #20 RB DAELEN ALEXANDER

Rushes .....7 vs. Texas Southern (9/16/23)  
Rushing Yards.....23 vs. Texas Southern (9/16/23)  
Rushing TDs.....3 vs. Houston (9/9/23)

### #7 S CHIKE ANIGBOGU

Tackles .....5 at UTSA (11/11/23)  
Sacks.....1.0, 2x, last vs. East Carolina (9/20/23)  
TFL.....1.0, 3x, last vs. East Carolina (9/20/23)  
Forced Fumbles.....1, 2x, last vs. Texas Southern (9/16/23)

### #6 LB DJ ARKANSAS

Tackles .....6, 2x, last at Charlotte (11/18/23)  
Sacks.....1.0, 2x, last at Charlotte (11/18/23)  
TFL.....1.0, 3x, last at Charlotte (11/18/23)

### #27 LB ANDREW AWE

Tackles .....8 vs. Charlotte (10/29/22)  
TFL.....1.0 at Louisiana Tech (10/22/22)

### #75 DL BLAKE BOENISCH

Tackles .....5, 2x, last at Charlotte (11/18/23)  
Sacks.....1.5 vs. McNeese (9/10/22)  
TFL.....1.5 vs. McNeese (9/10/22)

### #87 TE JACK BRADLEY

Receptions .....5 vs. Southern Miss (10/2/21)  
Receiving Yards .....49 vs. Middle Tennessee (10/24/20)  
Receiving TDs.....1, 4x, last vs. UTEP (11/3/22)  
Longest Reception .....41 at Tulsa (10/19/23)

### #30 RB ARI BROUSSARD

Rushes .....20 at Charlotte (11/6/21)  
Rushing Yards.....186 at Charlotte (11/6/21)  
Rushing TDs.....2, 4x, last vs. UAB (10/1/22)  
Longest Rush.....40 at Charlotte (11/6/21)

### #17 WR KOBIE CAMPBELL

Longest Rush.....34 at Houston (9/24/22)  
Receptions .....7 at WKU (11/12/22)  
Receiving Yards .....70 vs. Texas Southern (9/16/23)  
Longest Reception .....70 vs. Texas Southern (9/16/23)

### #55 DT DE'BRAYLON CARROLL

Tackles .....6, at USF (9/23/23)  
Sacks.....1.5 at Marshall (12/5/20)  
TFL.....2.0 at Louisiana Tech (10/22/22)  
Fumble Recoveries..... at Tulsa (10/19/23)

### #44 DE COLEMAN COCO

Tackles .....10, 2x, last at Georgetown (11/2/19)  
Sacks.....2.0 vs. Houston (9/9/23)  
TFL.....3.0 vs. Lehigh (10/5/19)

### #0 RB DEAN CONNORS

Rushes .....19 at Charlotte (11/18/23)  
Rushing Yards.....184 at Charlotte (11/18/23)  
Rushing TDs.....3 at Tulsa (10/19/23)  
Longest Rush.....57 vs. SMU (11/4/23)  
Receptions .....7, 3x, last vs. SMU (11/4/23)  
Receiving Yards .....98 at USF (9/23/23)  
Receiving TDs.....1, 3x, last vs. SMU (11/4/23)  
Longest Reception .....80 at USF (9/23/23)

### #11 LB CHRIS CONTI

Tackles .....11, 2x, last at USF (9/23/23))  
Sacks.....1.0 at Louisiana Tech (10/22/22)  
TFL.....1.5 at USF (9/23/23)  
Interceptions.....1 vs. East Carolina (9/20/23)

### #18 QB JT DANIELS

Completions .....37 vs. Notre Dame (11/24/18)  
Attempts .....51 vs. Notre Dame (11/24/18)  
Passing Yards.....432 at USF (9/23/23)  
Passing TDs.....4, 2x, last vs. Texas Southern (9/16/23)  
Long Pass.....80 at USF (9/23/23)  
Rushes .....7 vs. California (11/10/18)  
Rushing Yards.....10 vs. Kansas (9/10/22)  
Rushing TDs.....1, 2x, last at Tulsa (10/19/23)  
Longest Rush.....20 vs. TCU (10/29/22)

### #2 CB TRE'SHON DEVONES

Tackles .....6 at Texas (9/2/23)  
TFL.....1.0, 2x, last at Tulsa (10/19/23)  
Forced Fumbles.....1 at Middle Tennessee (11/16/19)  
Fumble Recoveries.....1, 2x, last vs. Texas Southern (9/16/23)  
Interceptions.....1, 2x, last at Charlotte (11/18/23)

### #50 DT IZEYA FLOYD

Tackles .....8 vs. Louisiana Tech (11/27/21)  
TFL.....1.5 vs. Louisiana Tech (11/27/21)  
Sacks.....0.5, 2x, last vs. Louisiana Tech (11/27/21)  
Fumble Recoveries.....1 at UTSA (11/11/23)

### #1 CB SEAN FRESCH

Tackles .....9 at UTSA (11/11/23)  
Sacks.....1.0 at Charlotte (11/18/23)  
TFL.....2.0 at Charlotte (11/18/23)  
Interceptions .....1, 2x, last at Louisiana Tech (10/22/22)  
Kickoff Return .....33 vs. Texas Southern (9/25/21)  
Punt Return.....48 vs. Louisiana Tech (11/27/21)  
Fumble Recoveries.....1 vs. McNeese (9/10/22)

### #14 TE BODEN GROEN

Receptions .....6 vs. Florida Atlantic (11/25/23)  
Receiving Yards .....67 vs. Florida Atlantic (11/25/23)  
Longest Reception .....31 vs. Texas Southern (9/16/23)  
Receiving TDs.....2 vs. Florida Atlantic (11/25/23)

### #82 TE MATT HALL

Receptions .....9 vs. Tiffin (9/24/22)  
Receiving Yards .....100 at Southwest Baptist (10/16/21)  
Receiving TDs.....2 at Indianapolis (4/24/21)  
Longest Reception .....48 vs. Hillsdale (9/18/21)

### #29 S DAVEON HOOK

Tackles .....4 vs. Charlotte (10/29/22)

### #15 KIM HORN

Field Goals .....2 at Charlotte (11/18/23)  
Longest Field Goal .....48 vs. Texas Southern (9/16/23)

### #23 P CONOR HUNT

Punts .....9 at Delaware State (9/11/21)  
Longest Punt .....66 vs. Colgate (10/2/21)  
Punting Avg.....50.5 vs. Texas Southern (9/16/23)

### #22 S JONATHAN JEAN

Tackles .....11 vs. Tulane (10/28/23)  
Sacks.....1.0, 2x, last vs. Tulane (10/28/23)  
TFL.....1.0, 4x, last at Charlotte (11/18/23)

### #9 QB CHASE JENKINS

Completions .....10 vs. SMU (11/4/23)  
Attempts .....16 vs. SMU (11/4/23)  
Passing Yards.....85 vs. SMU (11/4/23)  
Rushes .....4 vs. SMU (11/4/23)  
Rushing Yards.....27 vs. East Carolina (9/20/23)  
Longest Rush.....28 vs. East Carolina (9/20/23)  
Rushing TDs.....1 vs. East Carolina (9/20/23)

### #3 WR JOVONI JOHNSON-MCCRAY

Receptions .....2 vs. Houston (9/9/23)  
Receiving Yards .....40 vs. Houston (9/9/23)  
Longest Reception .....23 vs. Houston (9/9/23)

### #80 WR RAWSON MACNEILL

Receptions .....6, 2x, last vs. UCONN (10/7/23)  
Receiving Yards .....91 vs. UCONN (10/7/23)  
Receiving TDs.....1, 2x, last vs. East Carolina (9/20/23)  
Longest Reception .....37 vs. SMU (11/4/23)

### #10 WR LUKE MCCAFFREY

Completions .....15 vs. Illinois (11/21/20)  
Attempts .....26 vs. Illinois (11/21/20)  
Passing Yards .....152 vs. Penn State (11/14/20)  
Passing TDs.....1, 4x, last vs. Houston (9/11/21)  
Long Pass.....45 vs. Penn State (11/14/20)  
Rushes .....26 vs. Illinois (11/21/20)  
Rushing Yards.....122 vs. Illinois (11/21/20)  
Rushing TDs.....2 vs. Illinois (11/21/20)  
Longest Rush.....47 at Ohio State (10/24/20)  
Receptions .....12 vs. Florida Atlantic (11/25/23)  
Receiving Yards .....199 at USF (9/23/23)  
Receiving TDs.....2, 4x, last vs. UCONN (10/7/23)  
Longest Reception .....66 at Louisiana Tech (10/22/22)

### #30 DL ELROYAL MORRIS

Tackles .....3 vs. Texas Southern (9/16/23)  
TFL.....1.5 vs. Texas Southern (9/16/23)

### #33 LB MYRON MORRISON

Tackles .....15 at Florida Atlantic (10/15/22)  
Sacks.....1.0 vs. UTEP (11/3/22)  
TFL.....2.0, 2x, last vs. UAB (10/1/22)  
Fumble Recoveries.....1, 2x, last at Tulsa (10/19/23)  
Interceptions.....1, 2x, last vs. UTSA (11/19/22)

### #13 CB LAMONT NARCISSE

Tackles .....4 at WKU (11/12/22)  
TFL.....1.0 at Texas (9/2/23)  
Interceptions.....1 at WKU (11/12/22)

### #8 RB JUMA OTOVIANO

Rushes .....27 vs. Old Dominion (11/23/18)  
Rushing Yards.....224 vs. Old Dominion (11/23/18)  
Rushing TDs.....2, 3x, last vs. Tulane (10/28/23)  
Longest Rush.....80 vs. Old Dominion (11/23/18)  
Longest Kick Return.....50 at UAB (10/23/21)  
Receiving TDs.....1 vs. McNeese (9/10/22)

### #12 QB AJ PADGETT

Completions .....24 vs. Florida Atlantic (11/25/23)  
Attempts .....37, 2x, last vs. Florida Atlantic (11/25/23)  
Passing Yards .....295 vs. Southern Miss (12/17/22)  
Passing TDs .....3, 2x, last vs. Florida Atlantic (11/25/23)  
Long Pass.....48 at North Texas (11/26/22)  
Rushes .....14 at North Texas (11/26/22)  
Rushing Yards.....26 at North Texas (11/26/22)  
Longest Rush.....14, 2x, last vs. Florida Atlantic (11/25/23)  
Rushing TDs.....2 at Charlotte (11/18/23)

### #12 DE/LB JOSH PEARCY

Tackles .....11 vs. Southern Miss (10/2/21)  
Sacks.....2.0 vs. UAB (10/1/22)  
TFL.....2.0, 2x, last vs. Texas Southern (9/16/23)  
Interceptions.....1 at Marshall (12/5/20)  
Forced Fumbles.....1, 2x, last at Tulsa (10/19/23)

### #84 TE ETHAN POWELL

Receptions .....10 vs. Texas Lutheran (11/5/22)  
Receiving Yards .....156 at Austin (10/29/22)  
Receiving TDs.....2 at Howard Payne (10/15/22)  
Longest Reception .....73 vs. McMurry (9/24/22)

### #17 WR LANDON RANSOM-GOELZ

Receptions .....5 at Tulsa (10/19/23)  
Receiving Yards .....58 at Tulsa (10/19/23)  
Receiving TDs.....1, 3x, last at UTSA (11/11/23)  
Longest Reception .....44, 2x, last vs. East Carolina (9/20/23)

### #40 LB KENNY SEYMOUR, JR.

Tackles .....3 vs. McNeese (9/10/22)  
Sacks.....1.0 vs. McNeese (9/10/22)  
TFLs.....1.0 vs. McNeese (9/10/22)  
Forced Fumbles.....1 vs. McNeese (9/10/22)

### #8 WR MATT SYKES

Receptions .....4 at Colorado (9/24/22)  
Receiving Yards .....48 at Colorado (9/24/22)  
Receiving TDs.....1 at Colorado (9/24/22)  
Longest Reception .....27 vs. Stanford (10/29/22)

### #26 S GABRIEL TAYLOR

Tackles .....10 at UAB (10/23/21)  
Sacks.....1.0 vs. East Carolina (9/20/23)  
TFL.....1.0, 3x, last vs. East Carolina (9/20/23)  
Interceptions.....1, 7x, last vs. Tulane (10/28/23)  
Forced Fumbles.....1, 2x, last at WKU (11/12/22)

### #81 WR BRAYLEN WALKER

Longest Rush.....20, 2x, last vs. SMU (11/4/23)  
Receptions .....4, 2x, last vs. Houston (9/9/23)  
Receiving Yards .....77 at North Texas (11/26/22)  
Receiving Touchdowns .....1, 2x, last vs. Houston (9/9/23)  
Longest Reception .....48 at North Texas (11/26/22)

### #4 S MARCUS WILLIAMS

Tackles .....9 vs. East Carolina (9/20/23)  
TFL.....1.0, 3x, last vs. Texas Southern (9/16/23)  
Forced Fumbles..... vs. Texas Southern (9/16/23)

### #41 S PLAIE WYATT

Tackles .....12 vs. Tulane (10/28/23)  
TFL.....1.5 at USF (9/23/23)  
Sacks.....1.0 at USF (9/23/23)  
Forced Fumbles.....1, 2x, last at UTSA (11/11/23)  
Fumble Recoveries..... vs. Texas Southern (9/16/23)

**'23 RICE COACHING STAFF**

Head Coach | **Mike Bloomgren**  
 Alma Mater | **Florida State, '99**  
 Record at Rice | **22-45, Sixth Season**  
 Career Record | **22-45, Sixth Season**

DC/Safeties | **Brian Smith**  
 Alma Mater | **Massachusetts, '01**  
 OC/Quarterbacks | **Marques Tuiasosopo**  
 Alma Mater | **Washington, '01**  
 Associate HC/ST Coordinator | **Pete Alamar**  
 Alma Mater | **Cal Lutheran '83**  
 Defensive Line | **Cedric Calhoun**  
 Alma Mater | **Morehouse, '95**  
 Offensive Line | **Sanders Davis**  
 Alma Mater | **Dartmouth, '14**  
 Linebackers | **John Kay**  
 Alma Mater | **Concordia (Chicago), '96**  
 Wide Receivers | **Mike Kershaw**  
 Alma Mater | **Delta State, '00**  
 Tight Ends | **Lucas Reed**  
 Alma Mater | **Ouachita Baptist, '17**  
 Running Backs | **John Settle**  
 Alma Mater | **Appalachian State, '99**  
 Strength & Conditioning | **Hans Straub**  
 Alma Mater | **Towson, '02**

**BLOOMGREN VS OPPONENTS**

UAB	2-3	North Texas	1-4
Arkansas	0-1	Old Dominion	1-0
Army West Point	0-1	Prairie View A&M	1-0
Baylor	0-1	USC	0-1
Charlotte	2-2	SMU	0-1
East Carolina	1-0	Southern Miss	2-3
Florida Atlantic	1-1	Texas	0-3
FIU	0-1	Texas Southern	2-0
Hawai'i	0-1	Tulane	0-1
Houston	1-3	Tulsa	1-0
LSU	0-1	UCONN	0-1
Louisiana	1-0	USF	0-1
Louisiana Tech	1-2	UTEP	2-2
Marshall	1-1	UTSA	0-5
McNeese	1-0	Wake Forest	0-2
Middle Tennessee	1-1	WKU	0-2



**MIKE BLOOMGREN**  
**HEAD COACH**  
**6TH SEASON**

Dunlevie Family Head Football Coach Mike Bloomgren enters his sixth season looking to leverage the momentum gained by a return to the postseason into greater success in the Owls' historic first season of play in the American Athletic Conference.

Rice enters the AAC coming off a season that saw the team return to bowl action for the first time in eight years with a lineup bolstered by its highest-ranked recruiting class of the modern era and an influx of veteran talent from other programs.

In the new era of open transfers, Bloomgren and staff have added 42 new faces to the returning core group of players who return 302 combined starts. Seven of the newcomers join Rice from FBS programs and add another 114 games of experience. Six of the transfers joined the Owls for spring drills in addition to four 2023 high school signees, who made up the first class of early freshmen enrollees in program history.

The wealth of returning talent stands in marked contrast to Bloomgren's first campaign in 2018, which was one of transition as 21 true freshmen from his initial national recruiting class saw action, eight of which (in addition to one JUCO transfer) found their way into the starting lineup. The youthful Owls learned their lessons quickly and closed with a resounding 27-13 win over Old Dominion, which had defeated 13th-ranked Virginia Tech earlier in the season.

His second season was highlighted by a closing rush as the Owls won their last three games, their first three-game winning streak to end a season since 2012 and setting the stage for optimism heading into 2020 before a pandemic entered the picture. When Rice finally took the field in October of 2020, the Owls saw a dramatic rally snuffed out by the most improbable of football bounces in their opener followed by an emphatic win on the road at Southern Miss. Any momentum was muted by a pair of games canceled due to COVID-19 issues and a loss on the road at North Texas. After a third COVID cancellation, the Owls headed to Marshall to face the 15th-ranked Thundering Herd and stunned the home crowd with a 20-0 win. The win was the Owls' first shutout of a ranked opponent since 1960 and was the first time in history Marshall had been shut out at home since it opened its new stadium in 1986.

The following season, the Owls handed UAB its first home loss in a conference game since the program returned in 2017 (15 games) and in 2022 Rice snapped Louisiana's 15-game winning streak, the longest active streak in the nation at that time.

Off the field, Bloomgren's Owls have excelled in the classroom as well, ranking in the top 10% of all FBS programs in the latest NCAA tracking of graduation success while Elijah Garcia (2022) and Ikenna Enechukwu (2023) have won the last two Bob Quin awards as the top male student-athlete at Rice.

Garcia became the sixth Owl in Bloomgren's five seasons to reach the NFL when he made his debut with Denver last season.

Bloomgren was named the 19th head football coach at Rice University on December 6, 2017 and immediately turned his focus on instilling the culture of "Intellectual Brutality" that he first conceived while on the staff at Stanford. Part of that effort involved broadening the Owls' search for talent to a national scale and his 2022 team features players from 22 states, compared with just six on the roster he inherited.

Bloomgren came to Rice after seven seasons with the Cardinal, first as the offensive line coach (2011-12) and then assuming the reigns of Stanford's pro-style offensive attack in 2013, setting the stage for one of the most successful decades in the program's rich history. Stanford won eight or more games in each of his seasons and reached the Pac-12 Football Championship four times, winning three titles.

Prior to 2017, Bloomgren had coached 12 NFL Draft selections and 11 All-America selections at Stanford, including 2015 Outland Trophy winner Joshua Garnett and NCAA all-purpose yardage record holder Christian McCaffrey.

The 2017 campaign saw running back Bryce Love nearly match McCaffrey's production on his way to being named a finalist for both the Heisman Trophy and Doak Walker Award. Love burst out of the gate with 180 yards on 13 carries against Rice in the season opener in Sydney, Australia, and completed the regular season with 1,973 yards on the ground, second only to McCaffrey's school-record 2,019 in 2015.

Bloomgren's 2016 unit ended the season on a six-game winning streak in which the offense produced 290.5 rushing yards/game, the most by any Power 5 program over that stretch. McCaffrey, the eighth overall pick in the NFL Draft by the Carolina Panthers, earned All-America honors for the second straight season and was an All-Pac-12 first-team running back. His 183.87

## GAME 13- TEXAS STATE

career all-purpose yards/game were the most of any active FBS player at season's end, and his 6,987 career all-purpose yards were the second-most of any active FBS player.

Bloomgren was instrumental in the breakout season posted in 2015 by McCaffrey, that season's Associated Press Player of the Year and Heisman Trophy finalist. McCaffrey, the program's single-season rushing leader, led the nation in all-purpose yards while breaking Barry Sanders' NCAA record.

Stanford amassed a school-record 3,131 rushing yards on 610 attempts that season, the most by the program. The offensive unit's 529 points ranked second-most in a season, and its 33 rushing touchdowns, 223.7 rushing yards/game, 30 passing touchdowns, 37.8 points/game and 6,097 total yards of offense ranked third.

Stanford scored at least 30 points in a national-best 13 consecutive games and led the nation in time of possession (34:48), the seventh-best by any team in the past 20 years.

Four Cardinal heard their names called at the NFL Draft following the 2015 season, including first-round selection Garnett, Stanford's unanimous first-team All-America -- the ninth in school history. Garnett was the program's first Outland Trophy winner as the nation's top interior lineman, and won the Morris Trophy, presented to the Pac-12 Lineman of the Year.

Bloomgren's linemen were named a finalist for the inaugural Joe Moore Award in 2015, given to the nation's top offensive line.

While facing six nationally-ranked opponents in 2014, including four on the road, Bloomgren helped Stanford win eight games. The Cardinal scored at least 30 points in seven of 13 games on the season and increased its nation-best streak of scoring at least 10 points to 95 games. Stanford also set a record for the most points in a bowl game in program history with 45 in the Foster Farms Bowl win against Maryland.

Stanford amassed a program-best 2,904 rushing yards during the 2013 season, Bloomgren's first year at the offensive helm.

Individual honors are closely tied to Bloomgren. He has earned recognition for both his coaching and recruiting prowess. Rivals.com named Bloomgren one of its 2014 National Recruiters of the Year -- the latest such honor that began in 2012 when ESPN recognized him as its Pac-12 Recruiter of the Year. Rivals.com

tabbed Bloomgren as one of the nation's top-25 recruiters in 2016. FootballScoop.com named Bloomgren its 2013 Offensive Line Coach of the Year following two years of eye-opening accomplishments.

Bloomgren joined the Cardinal staff as offensive line coach and run game coordinator in 2011 after spending four seasons with the New York Jets, where he served as assistant offensive coordinator (2010), offensive assistant (2009) and offensive quality control coach (2007-08).

In 2013, all five offensive linemen received All-Pac-12 honors, including first-team selection David Yankey, Stanford's first two-time first-team All-American selection since Bob Whitfield (1990-91) who was also selected as a semifinalist for the Outland Trophy and Lombardi Award.

Four of Bloomgren's five starting offensive linemen earned All-Pac-12 honors in 2012, including Yankey who earned consensus All-American honors while becoming the first Stanford player to win the Morris Trophy since 2002.

The Cardinal offensive line afforded 200-plus yards rushing in six games during the 2012 season, paving the way for record-breaking running back Stepfan Taylor. The Doak Walker Award semifinalist produced the best season of his career (109.29 yards/game).

Bloomgren's work with the offensive line in 2011, which included three first-year starters, played a pivotal role in providing protection for Heisman finalist Andrew Luck to complete over 70 percent of his passes and throw a school-record 37 touchdowns, in addition to compiling the third-highest rushing total in school annals. Stanford's ground game keyed an offense that ranked seventh nationally in scoring average at 43.2 points/game and eighth in total offense at 489.3 yards/game.

Bloomgren launched his coaching career as an undergraduate assistant for Bobby Bowden at Florida State, where the Seminoles captured a pair of Atlantic Coast Conference titles (1997-98) during his tenure. He served as co-offensive coordinator at Catawba College from 2002-04 and offensive coordinator at Delta State from 2005-06. A 1999 graduate of Florida State with a bachelor's degree in sports management, Bloomgren earned his master's degree in higher education from Alabama in 2001.

A native of Tallahassee, Florida, Mike and his wife, Lara, have two sons, Tyler and Parker.



## INTELLECTUAL BRUTALITY

Mike Bloomgren created the phrase "Intellectual Brutality" in 2013 while at Stanford which he trademarked and brought it with him to Rice to set the standard for the program. Bloomgren on the meaning of the branding: "It is our brand: a physical, smart way to play football. We're going to give them different plays at the line of scrimmage and have them do some things mentally, because if we didn't, we wouldn't be using the resources that we have. These guys are brilliant and you better take advantage of that first. We are going to be smart and we are going to be the physical team that nobody wants to play. I want our guys to walk around knowing they're incredibly smart and that we are going to take advantage of that."



# 2023 SCORING DRIVES

## RICE

## OPPONENT

Opp.	Plays	Yards	TOP	Result	Qtr.	Time	How Scored	QB
UT	6	8	2:53	FG	1	10:07	Horn 43-yd FG	Daniels
UT	13	62	<b>9:24</b>	TD	4	3:04	McCaffrey 15-yd rec	Daniels
UH	10	78	4:44	TD	1	10:11	McCaffrey 10-yd rec	Daniels
UH	7	39	4:08	TD	1	4:17	Alexander 1-yd run	Daniels
UH	3	69	0:50	TD	1	3:00	McCaffrey 32-yd rec	Daniels
UH	11	<b>92</b>	6:14	TD	2	8:32	Walker 15-yd rec	Daniels
UH	5	25	-	TD	OT	-	Alexander 3-yd run	Daniels
UH	4	25	-	TD	2OT	-	Alexander 1-yd run	Daniels
TSU	4	16	1:47	TD	1	13:04	Alexander 1-yd run	Daniels
TSU	3	32	0:51	TD	1	11:06	Walker 35-yd rec	Daniels
TSU	1	70	0:12	TD	1	9:29	Campbell 70-yd rec	Daniels
TSU	5	59	2:08	TD	1	5:55	Bradley 1-yd rec	Daniels
TSU	5	33	2:58	TD	2	9:37	Connors 3-yd run	Daniels
TSU	9	47	3:50	FG	3	11:02	Horn 48-yd FG	Daniels
TSU	6	73	3:38	TD	1	6:31	Alexander 1-yd run	Daniels
TSU	2	13	0:45	TD	4	3:13	Francisco 4-yd run	Jenkins
USF	9	75	4:54	TD	1	2:28	Alexander 1-yd rec	Daniels
USF	10	70	1:14	TD	2	0:05	Connors 2-yd rec	Daniels
USF	1	80	0:11	TD	3	7:53	Connors 80-yd rec	Daniels
USF	10	79	4:59	TD	4	3:46	MacNeill 9-yd rec	Padgett
ECU	5	24	1:50	FG	1	2:34	Horn 41-yd FG	Daniels
ECU	7	59	3:28	TD	2	11:32	MacNeill 4-yd rec	Daniels
ECU	7	53	4:10	TD	3	0:49	Jenkins 4-yd run	Jenkins
ECU	4	75	2:00	TD	4	6:24	Ransom-Goelz 44-yd rec	Daniels
UC	6	75	3:21	TD	1	6:53	Otoviano 24-yd run	Daniels
UC	8	78	4:36	TD	1	0:33	Otoviano 7-yd run	Daniels
UC	<b>14</b>	80	7:45	TD	3	2:00	McCaffrey 4-yd rec	Daniels
UC	5	80	2:22	TD	4	6:56	McCaffrey 30-yd rec	Daniels
UC	8	60	1:30	FG	4	0:40	Horn 23-yd FG	Daniels
TLS	2	70	0:46	TD	1	12:37	Connors 54-yd run	Daniels
TLS	2	53	0:55	TD	1	2:42	McCaffrey 21-yd rec	Daniels
TLS	6	74	0:36	TD	2	0:33	Ransom-Goelz 17-yd rec	Daniels
TLS	6	75	3:28	TD	3	9:47	Daniels 8-yd run	Daniels
TLS	13	91	8:05	TD	3	0:23	Connors 2-yd run	Daniels
TLS	14	96	9:56	TD	4	2:58	Connors 10-yd run	Daniels
TLN	7	82	3:50	TD	1	5:26	Otoviano 5-yd run	Daniels
TLN	12	75	7:16	TD	3	7:44	Otoviano 3-yd run	Daniels
TLN	2	3	0:45	TD	3	4:15	Groen 4-yd rec	Daniels
TLN	6	75	3:25	TD	4	8:16	McCaffrey 35-yd rec	Daniels
SMU	-	-	-	TD	1	8:56	Anigbogu 15-yd blocked punt	-
SMU	9	69	4:24	TD	2	11:07	McCaffrey 4-yd rec	Daniels
SMU	4	39	1:41	TD	2	0:18	Connors 14-yd rec	Daniels
SMU	8	75	2:42	TD	3	0:23	Connors 1-yd run	Jenkins
SMU	6	66	4:14	FG	4	7:44	Horn 32-yd FG	Jenkins
UTSA	4	75	0:35	TD	2	0:22	McCaffrey 27-yd rec	Padgett
UTSA	9	75	3:58	TD	4	1:11	Ransom-Goelz 22-yd rec	Padgett
CHA	7	48	3:24	TD	1	10:07	Padgett 5-yd run	Padgett
CHA	11	57	5:42	FG	1	0:25	Horn 23-yd FG	Padgett
CHA	5	33	1:52	FG	2	4:15	Horn 37-yd FG	Padgett
CHA	6	76	3:21	TD	3	11:39	Padgett 2-yd run	Padgett
CHA	13	75	7:17	TD	3	3:13	McCaffrey 20-yd rec	Padgett
FAU	6	77	3:24	TD	1	3:04	Groen 20-yd rec	Padgett
FAU	11	63	3:36	FG	2	0:02	Horn 20-yd FG	Padgett
FAU	11	83	5:09	TD	3	7:27	McCaffrey 7-yd rec	Padgett
FAU	9	75	4:29	TD	3	0:00	Groen 11-yd rec	Padgett

Opp.	Plays	Yards	TOP	Result	Qtr.	Time	How Scored	QB
UT	6	<b>75</b>	2:40	TD	1	7:27	Brooks 37-yd rec	Ewers
UT	9	50	3:41	FG	2	12:59	Auburn 27-yd FG	Ewers
UT	7	36	2:02	FG	2	7:51	Auburn 46-yd FG	Ewers
UT	<b>16</b>	66	<b>4:25</b>	FG	2	0:00	Auburn 49-yd FG	Ewers
UT	8	62	3:40	TD	3	9:37	Mitchell 9-yd rec	Ewers
UT	1	44	0:08	TD	3	5:33	Sanders 44-yd rec	Ewers
UT	9	54	3:35	TD	3	0:57	Ewers 1-yd run	Ewers
UH	11	74	5:45	TD	2	2:42	Golden 10-yd rec	Smith
UH	6	64	1:24	TD	4	14:05	Smith 1-yd run	Smith
UH	6	71	2:04	TD	4	3:46	Sneed 14-yd run	Smith
UH	8	40	2:34	TD	4	0:15	Smith 1-yd run	Smith
UH	5	25	-	TD	OT	-	Golden 2-yd rec	Smith
UH	5	25	-	TD	2OT	-	Smith 2-yd run	Smith
TSU	5	76	1:48	TD	2	4:17	Johnson 15-yd rec	Wilson
USF	12	62	4:49	FG	1	7:22	Cannon 31-yd FG	Brown
USF	8	53	3:21	FG	2	14:07	Cannon 40-yd FG	Brown
USF	6	78	2:35	TD	2	1:35	Powell 26-yd run	Brown
USF	4	75	1:06	TD	3	13:54	Brown 1-yd run	Brown
USF	2	55	0:25	TD	3	2:07	Simmons 49-yd rec	Brown
USF	5	75	1:39	TD	4	13:22	Atkins 8-yd rec	Brown
USF	9	57	2:57	TD	4	8:52	Wright 1-yd run	Brown
ECU	14	56	6:16	FG	1	7:17	Conrad 35-yd FG	Flinn
ECU	10	44	4:43	FG	2	2:51	Conrad 27-yd FG	Flinn
ECU	8	39	1:20	FG	3	0:13	Conrad 38-yd FG	Flinn
ECU	17	80	7:19	TD	4	7:19	Harris 1-yd run	Flinn
UC	2	2	0:44	TD	2	10:49	Stafford 1-yd run	Roberson
UC	-	-	-	TD	2	9:54	Mitchell 50-yd fumble	-
UC	7	67	4:23	TD	2	3:48	Ross 41-yd rec	Roberson
UC	7	41	3:34	TD	3	9:52	Stafford 1-yd run	Roberson
UC	7	46	2:58	FG	4	14:02	McFadden 47-yd FG	Roberson
UC	3	76	1:43	TD	4	5:06	Joly 59-yd rec	Roberson
TLS	5	21	1:52	FG	2	5:45	Meyer 45-yd FG	Williams
TLS	4	69	1:20	TD	2	1:14	Benjamin 30-yd rec	Williams
TLN	5	49	2:03	FG	1	12:57	Ambrosio 44-yd FG	Pratt
TLN	4	78	1:49	TD	1	9:23	Brown 26-yd rec	Pratt
TLN	13	75	6:27	TD	2	13:59	Pratt 1-yd run	Pratt
TLN	8	50	4:12	TD	2	3:12	Bauman 1-yd rec	Pratt
TLN	3	35	0:16	FG	2	0:00	Ambrosio 41-yd FG	Pratt
TLN	8	30	3:49	FG	4	11:41	Ambrosio 43-yd FG	Pratt
SMU	7	75	2:34	TD	1	6:22	Daniels, Jr. 34-yd rec	Stone
SMU	2	33	0:29	TD	1	5:48	Stone 20-yd run	Stone
SMU	9	51	4:08	FG	2	6:59	Rogers 41-yd FG	Stone
SMU	7	89	2:16	TD	2	2:09	Hudson 30-yd rec	Stone
SMU	7	60	3:20	TD	3	9:32	Lavine 3-yd run	Stone
SMU	10	52	3:32	FG	3	3:05	Rogers 37-yd FG	Stone
SMU	12	41	4:55	FG	4	2:49	Rogers 51-yd field goal	Jennings
UTSA	10	58	3:38	FG	1	7:00	Allen 26-yd FG	Harris
UTSA	9	62	3:43	TD	2	0:57	Cephus 6-yd rec	Harris
UTSA	9	63	3:47	TD	3	9:46	Henry 1-yd run	Harris
UTSA	-	-	-	TD	3	8:01	Carpenter 50-yd punt return	-
UTSA	5	52	2:08	TD	3	3:24	Griffin 1-yd run	Harris
UTSA	5	15	2:25	FG	4	5:09	Sandell 47-yd FG	McCown
CHA	3	3	11:35	TD	4	10:30	Ivey 12-yd run	Ivey
FAU	1	75	0:12	TD	1	14:48	Lewis 75-yd run	Richardson
FAU	4	61	1:28	TD	3	21:36	T. Johnson 36-yd rec	Richardson
FAU	6	75	2:35	TD	4	12:25	M. Johnson Jr. 6-yd run	Starks



# INDIVIDUAL & TEAM SUPERLATIVES

## RICE SUPERLATIVES

### Individual

Rushes	19	Dean Connors at Charlotte (Nov. 18, 2023)
Yards Rushing	184	Dean Connors at Charlotte (Nov. 18, 2023)
TD Rushes	3	Daelen Alexander vs. Houston (Sept. 9, 2023) Dean Connors at Tulsa (Oct. 19, 2023)
Pass attempts	49	JT Daniels vs. UCONN (Oct. 7, 2023)
Pass Completions	33	JT Daniels vs. UCONN (Oct. 7, 2023)
Yards Passing	432	JT Daniels at USF (Sept. 23, 2023)
TD Passes	4	JT Daniels vs. Texas Southern (Sept. 16, 2023)
Long Pass	80	JT Daniels at USF (Sept. 23, 2023)
Receptions	12	Luke McCaffrey vs. Florida Atlantic (Nov. 25, 2023)
Yards Receiving	199	Luke McCaffrey at USF (Sept., 23, 2023)
TD Receptions	2	Four times; last Boden Groen vs. Florida Atlantic (Nov. 25, 2023)
Long Reception	80	Dean Connors at USF (Sept. 23, 2023)
Field Goals	2	Tim Horn at Charlotte (Nov. 18, 2023)
Long Field Goal	48	Tim Horn vs. Texas Southern (Sept. 16, 2023)
Punts	8	Conor Hunt at UTSA (Nov. 11, 2023)
Punting Avg	50.5	Conor Hunt vs. Texas Southern (Sept. 16, 2023)
Long Punt	64	Conor Hunt vs. Houston (Sept. 9, 2023)
Punts inside 20	1	Six times; last by: Conor Hunt at UTSA (Nov. 11, 2023)
Long Punt Return	39	Sean Fresch vs. East Carolina (Sept. 30, 2023)
Long Kickoff Return	44	Quinton Jackson vs. SMU (Nov. 4, 2023)
Tackles	11	Plae Wyatt vs. Tulane (Oct. 28, 2023)
Sacks	2.0	Coleman Coco vs. Houston (Sept. 9, 2023)
Tackles For Loss	3.0	Demone Green vs. Houston (Sept. 9, 2023)
Interceptions	1	Five times; last by Tre'shon Devones at Charlotte (Nov. 18, 2023)

### Team

Rushes	51	vs. Texas Southern (Sept. 16, 2023)
Yards Rushing	240	at Charlotte (Nov. 18, 2023)
Yards Per Rush	5.7	at Charlotte (Nov. 18, 2023)
TD Rushes	4	vs. Texas Southern (Sept. 16, 2023)
Pass attempts	50	at USF (Sept. 23, 2023)
Pass Completions	34	at USF (Sept. 23, 2023)
Yards Passing	491	at USF (Sept. 23, 2023)
Yards Per Pass	21.2	vs. Texas Southern (Sept. 16, 2023)
TD Passes	4	2x last at USF (Sept. 23, 2023)
Total Plays	81	vs. Florida Atlantic (Nov. 25, 2023)
Total Offense	512	at Tulsa (Oct. 19, 2023)
Yards Per Play	7.5	at Tulsa (Oct. 19, 2023)
Points	59	vs. Texas Southern (Sept. 16, 2023)
Sacks By	4	at USF (Sept. 23, 2023)
First Downs	32	vs. Florida Atlantic (Nov. 25, 2023)
Penalties	10	vs. East Carolina (Sept. 30, 2023) vs. SMU (Nov. 4, 2023)
Penalty Yards	120	vs. SMU (Nov. 4, 2023)
Turnovers	4	vs. UCONN (Oct. 7, 2023)
Interceptions By	1	Five times; last at Charlotte (Nov. 18, 2023)
Punts	8	at UTSA (Nov. 11, 2023)
Punting Avg	50.5	vs. Texas Southern (Sept. 16, 2023)
Long Punt	64	vs. Houston (Sept. 9, 2023)
Punts inside 20	1	Six times; last at UTSA (Nov. 11, 2023)
Long Punt Return	39	vs. East Carolina (Sept. 30, 2023)

## OPPONENT SUPERLATIVES

### Individual

Rushes	23	Makhi Hughes vs. Tulane (Oct. 28, 2023)
Yards Rushing	153	Makhi Hughes vs. Tulane (Oct. 28, 2023)
TD Rushes	3	Donovan Smith vs. Houston (Sept. 9, 2023)
Long Rush	75	Kobe Lewis vs. Florida Atlantic (Nov. 25, 2023)
Pass attempts	44	Alex Flinn vs. East Carolina (Sept. 30, 2023)
Pass completions	24	Donovan Smith vs. Houston (Sept. 9, 2023)
Yards Passing	435	Byrum Brown at USF (9/23/23)
TD Passes	3	Quinn Ewers at Texas (Sept. 2, 2023)
Long Pass	59	Byrum Brown at USF (Sept. 23, 2023) Ta'Quan Roberson vs. UCONN (Oct. 7, 2023)
Receptions	9	Samuel Brown vs. Houston (Sept. 9, 2023)
Yards Receiving	272	Naiem Simmons at USF (9/23/23)
TD Receptions	2	Matthew Golden vs. Houston (Sept. 9, 2023)
Long Reception	59	Khafre Brown at USF (Sept. 23, 2023) Justin Joly vs. UCONN (Oct. 7, 2023)
Field Goals	3	Four times; last Collin Rogers vs. SMU (Nov. 4, 2023)
Long Field Goal	51	Collin Rogers vs. SMU (Nov. 4, 2023)
Punts	8	Patrick Hellen vs. Texas Southern (Sept. 16, 2023)
Punting Avg	53.0	Laine Wilkins vs. Houston (Sept. 9, 2023)
Long Punt	68	Logan Lupo vs. Florida Atlantic (Nov. 25, 2023)
Punts inside 20	3	Agnus Davies at Tulsa (Oct. 19, 2023) Lucas Dean at UTSA (Nov. 11, 2023)
Long Punt Return	50	Chris Carpenter at UTSA (Nov. 11, 2023)
Long Kickoff Return	32	Javious Bond vs. East Carolina (Sept. 30, 2023)
Tackles	15	Kendarin Ray at Tulsa (Oct. 19, 2023)
Sacks	2.5	Elijah Roberts vs. SMU (Nov. 4, 2023)
Tackles For Loss	3.0	Nelson Ceaser vs. Houston (Sept. 9, 2023)
Interceptions	1	11 times; last by Daedae Hill vs. Florida Atlantic (Nov. 25, 2023)

### Team

Rushes	45	vs. SMU (Nov. 4, 2023)
Yards Rushing	223	vs. SMU (Nov. 4, 2023)
Yards Per Rush	6.3	vs. Florida Atlantic (Nov. 25, 2023)
TD Rushes	4	vs. Houston (Sept. 9, 2023)
Pass attempts	45	vs. East Carolina (Sept. 30, 2023)
Pass completions	24	vs. Houston (Sept. 9, 2023)
Yards Passing	435	at USF (Sept. 23, 2023)
Yards Per Pass	19.7	at USF (Sept. 23, 2023)
TD Passes	3	at Texas (Sept. 2, 2023)
Total Plays	83	vs. East Carolina (Sept. 30, 2023)
Total Offense	597	at USF (Sept. 23, 2023)
Yards Per Play	8.5	at USF (Sept. 23, 2023)
Points	42	at USF (Sept. 23, 2023)
Sacks By	6	at UTSA (Nov. 11, 2023)
First Downs	28	vs. SMU (Nov. 4, 2023)
Penalties	11	vs. Texas Southern (Sept. 16, 2023)
Penalty Yards	94	vs. Texas Southern (Sept. 16, 2023)
Turnovers	3	at Tulsa (Oct. 19, 2023)
Interceptions By	2	at Texas (Sept. 2, 2023) vs. SMU (Nov. 4, 2023) at Charlotte (Nov. 18, 2023)
Punts	9	vs. Texas Southern (Sept. 16, 2023)
Punting Avg	53.0	vs. Houston (Sept. 9, 2023)
Long Punt	68	vs. Florida Atlantic (Nov. 25, 2023)
Punts inside 20	3	at Tulsa (Oct. 19, 2023) at UTSA (Nov. 11, 2023)
Long Punt Return	50	at UTSA (Nov. 11, 2023)

# 2023 DRIVE SUPERLATIVES

<b>Longest Drive</b>		<b>Rice</b>	<b>Opponents</b>
No. of Plays		16 (82 yds, 10:23 TOP) vs. Texas Southern results in TOD	17 (80 yds, 7:19 TOP) by East Carolina results in TD
By No. of Yards		96 (14p, 9:56 TOP) at Tulsa results in TD	90 (12p, 5:51 TOP) by UTSA results in fumble
By Time of Possession		10:23 (16p, 82 yds) vs. Texas Southern results in TOD	8:06 (16p, 54 yds) by Tulane results in turnover on downs
<b>Shortest Drive</b>		<b>Rice</b>	<b>Opponents</b>
No. of Plays		1, 10x, last (4 yds; 0:22 TOP) at Charlotte results in end of half	1, 7x, last (75 yds, 0:12 TOP) by Florida Atlantic results in TD
By No. of Yards		-17 (3p, 1:45 TOP) at UTSA results in punt	-13 (3p, 2:34 TOP) by Charlotte results in punt
By Time of Possession		0:03, 2x, last (1p, -2 yds) at Tulsa results in end of half	0:08 (1p, 44 yds) by Texas results in TD

# 2023 TURNOVERS

Opponent	Forced by Rice					Forced by Opponent			
	Fumbles	INT	Total	Pts Off	Margin	Fumbles	INT	Total	Pts Off
at Texas	0	0	0	0	-3	1	2	3	3
Houston	0	1	1	7	-1	1	1	2	7
Texas Southern	2	0	2	14	2	0	0	0	0
at South Florida	1	0	1	7	1	0	0	0	0
East Carolina	0	1	1	7	0	0	1	1	0
Connecticut	0	0	0	0	-4	3	1	4	15
at Tulsa	2	1	3	14	3	0	0	0	0
Tulane	0	1	1	7	0	0	1	1	3
SMU	1	0	1	0	-2	1	2	3	7
at UTSA	1	0	1	0	0	1	0	1	0
at Charlotte	1	0	1	0	-2	1	2	3	0
Florida Atlantic	0	0	0	0	-1	0	1	1	0
<b>TOTALS</b>	<b>8</b>	<b>4</b>	<b>12</b>	<b>56</b>	<b>-7</b>	<b>8</b>	<b>11</b>	<b>19</b>	<b>35</b>

# 2023 RICE BIG PLAYS

Opponent	Rushing				Passing				Special Teams	
	10-19	20-29	30-39	40+	20-29	30-39	40-49	50+	Block	Ret. TD
at Texas	0	0	0	0	0	1	0	0	0	0
Houston	0	0	1	0	3	2	0	0	0	0
Texas Southern	3	1	1	0	0	3	1	1	0	0
at South Florida	1	0	0	0	5	1	1	2	0	0
East Carolina	1	1	0	0	1	2	1	0	0	0
Connecticut	3	2	0	0	4	2	0	0	1	0
at Tulsa	4	1	0	1	5	1	1	0	0	0
Tulane	2	1	0	0	0	1	0	0	0	0
SMU	1	1	0	1	1	2	0	0	1	1
at UTSA	3	0	0	0	3	0	0	0	0	0
at Charlotte	0	3	2	1	2	0	0	0	0	0
Florida Atlantic	6	1	0	0	3	1	0	0	0	0
<b>TOTALS</b>	<b>24</b>	<b>11</b>	<b>4</b>	<b>4</b>	<b>27</b>	<b>16</b>	<b>4</b>	<b>3</b>	<b>2</b>	<b>1</b>

# 2023 OPPONENT BIG PLAYS

Opponent	Rushing				Passing				Special Teams	
	10-19	20-29	30-39	40+	20-29	30-39	40-49	50+	Block	Ret. TD
at Texas	5	0	1	0	2	1	1	0	0	0
Houston	3	3	0	0	1	1	0	1	0	0
Texas Southern	2	1	0	0	1	1	0	0	0	0
at South Florida	2	3	0	0	0	1	2	4	0	0
East Carolina	4	1	1	0	1	2	0	0	0	0
Connecticut	3	1	0	0	1	0	1	1	0	1
at Tulsa	2	0	0	1	2	1	0	0	0	0
Tulane	5	0	0	1	4	1	0	0	0	0
SMU	3	1	1	0	2	3	0	0	0	0
at UTSA	5	2	1	0	1	0	0	0	0	1
at Charlotte	2	0	0	0	0	0	0	0	0	0
Florida Atlantic	4	0	1	1	0	1	0	0	0	0
<b>TOTALS</b>	<b>40</b>	<b>12</b>	<b>5</b>	<b>3</b>	<b>15</b>	<b>12</b>	<b>4</b>	<b>6</b>	<b>0</b>	<b>2</b>

# PLAYER NOTES

## QUARTERBACKS

### 9 CHASE JENKINS

- True freshman and January enrollee who completed 12 of 18 passes for 91 yards and rushed for 86 yards on 11 carries and scored one touchdown
- Made his debut vs. Texas Southern and was 3/45 with a long of 28 on the ground and 1-1 for -1 through the air.
- Came on in relief of JT Daniels vs. SMU and led the Owls to 10 points while completing 10 of 16 for 85 yards and adding 14 yards on the ground.
- Scored his first career touchdown on a four-yard run vs. ECU, while matching his career-long with a 28-yard run and completing one pass for eight yards.

### 12 AJ PADGETT

- Slated to join Taylor McHargue as the only quarterback in school history to start two bowl games (McHargue started the 2012 Armed Forces and 2013 Liberty Bowl).
- Stepped in as the starter for the final three games and set career highs for completions (61), attempts (96), touchdowns (7), and passing yards (636).
- Led the Owls to the First Responder Bowl with wins in his last two starts, throwing for 395 yards (37-58) and four touchdowns, including going 24-37 for 255 yards and three TDs in the bowl-clincher vs. Florida Atlantic.
- Has thrown for 1,270 yards (100-177-4) with 12 touchdowns through eight games in his career and has thrown at least one touchdown in seven of eight, including the last four.
- Saw action on one snap vs. Texas for the only game without a TD pass.
- Tied the Rice bowl record with three TD passes vs. Southern Miss in the Lending Tree Bowl.

## RUNNING BACKS

### 5 ARI BROUSSARD

- One of three Owls (Juma Otoviano & Clay Servin) who are in their sixth season at Rice.
- Needs nine yards to reach 1,000 in his career.
- Gained 91 yards on 29 carries on the season with a long run of 16 vs. Texas Southern and caught a pair of passes for 14 yards (both against UConn).
- Credited with three special teams tackles.
- Came to Rice as a walk-on who only contacted the coaching staff after first being admitted to school.

### 0 DEAN CONNORS ALL-AAC

- Enjoyed a breakout season, leading the Owls in rushing (707 yards), rushing touchdowns (5), and all-purpose yards (1,117) while also catching 42 passes for 395 yards and three scores.
- Averaged 6.7 yards per carry, the highest for a Rice running back with at least 100 carries since Thomas Lott Jr. averaged 7.29 in 2003.
- 42 receptions are the fourth most in a season by a Rice RB and the most since Austin Walter had 42 in 2018. James Sykes leads the list with 76 in 1976 and Earl Cooper is second (47 in 1979).
- Closed the season by rushing for 527 yards on 65 carries over his last six games.
- First Owl with two, 100-yard games in a season since Astin Walter had four in 2019.
- Ran for a career-high 184 yards at Charlotte.
- Rushed for 120 yards on just nine carries vs. Tulsa, his first 100-yard game, and scored a career-high three TDs, earning a spot on the AAC Honor Roll.

### 21 JUMA OTOVIANO

- Second on the team with 312 yards rushing, third with 424 all-purpose yards, and fourth with 312 yards of total offense and four touchdowns despite missing one game.
- Needs 47 all-purpose yards to set a career-high.
- Rushed for a season-high 71 yards on 15 carries (also a season-high) in the finale vs. Florida Atlantic.
- Matched his career-high with a pair of rushing touchdowns vs. UConn and matched that with two vs. Tulane.
- More than doubled his career reception total, finishing the year with 12 for 100 yards... Also returned one kickoff for 12 yards.

## WIDE RECEIVERS

### 2 KOBIE CAMPBELL

- Switched to #2 in order to play on special teams along with #1 Sean Fresch.
- Hauled in 70-yard scoring pass from JT Daniels vs. TSU for his first career TD and also the longest completion in Daniels' career.
- 70 yard play also eclipsed his career-best single game mark of 61 at WKU in 2022.
- Caught 17 passes for 192 yards in 2022 and added 37 yards on four carries in 11 games.

### 80 RAWSON MacNEILL

- Fourth on the team with 25 receptions and 368 yards and caught at least one in nine of 12 games while making five starts.
- Set a career high with six catches for 73 yards and his first career touchdown at USF.
- Bettered his career-best in yards with 91 vs. UConn while matching his best with six receptions.
- Scored his second touchdown of the season vs. East Carolina and added two additional points with a circus catch to convert a PAT at CharlotteW- which earned him a spot on ESPN's CFB plays of the week, but does not count in his receiving stats.
- Matched his career-high with six catches for a career-best 91 yards vs. UConn.
- Picked up his first career reception vs. Houston for 15 yards for the Owls' initial first down on their first possession.

### 10 LUKE McCAFFREY

2023 CO-CAPTAIN / ALL-AAC / EAST-WEST SHRINE BOWL

- Earned All-AAC Honors during a stellar campaign.
- Led the conference and tied for seventh nationally with a career-high 12 touchdown receptions and was fourth in the AAC with 68 receptions and fifth with 963 yards (also career highs).
- Touchdown total ranks fifth all-time at Rice and is tied for the eighth most in conference history... 68 receptions stands seventh all-time at Rice while his 963 yards are sixth... Tied for third on the Rice career chart with 18 touchdown receptions and is eighth in both career receptions (126) and receiving yards (1,686) while he needs one touchdown to move into the career top ten (18 receiving, three rushing).
- Ended the regular season by catching a touchdown pass in seven consecutive games.
- Streak is the longest in-season streak by an Owl since Jarett Dillard set a school and NCAA record with TD catches in 13 consecutive games in 2006.
- Caught a career-high 12 in the season finale vs. Florida Atlantic while topping 100 yards for the third time... Caught nine for 199 yards at USF, the second-most receiving yards in school history.
- Tied for second in the AAC with 11 reception of at least 30 yards.
- Rushed for 101 yards on 13 carries, including a 40-yard dash at Charlotte.
- Father (Ed McCaffrey) caught 565 passes for 7,422 yards and 55 touchdowns in 13 NFL seasons, winning three Super Bowl rings ((Super Bowl XXIX, as a 49er; XXXII and XXXIII, as a Bronco).

## 17 LANDON RANSOM-GOELZ

- One of four freshman who made up the first class of early high school admits for Rice (Jamarion Clark, Peyton Farmer, Chase Jenkins).
- Earned an immediate starting assignment and averaged a team-leading 14.9 yards on 24 receptions for 358 yards and three touchdowns.
- Three TD receptions tied for second on the team and are the most by a true freshman since James Mayden had three in 2014.
- Became the first true freshman to start and opener for the Owls since 2006 when he made his debut at Texas... Shut out in the first two games and then amassed his 24 receptions over the last 10 games.
- First career reception was good for 44 yards vs. Texas Southern.
- Matched his career-long reception with a 44-yard touchdown vs. East Carolina to break a 17-17 tie with 6:24 left after the Pirates had just tied the game.
- Posted career-best totals with five receptions and 58 yards at Tulsa, including a 17-yard touchdown.
- Third TD was a 22-yard connection from AJ Padgett vs. UTSA.

## 8 MATT SYKES

- Grad transfer from UCLA who joined the Owls in June but saw his debut delayed until the TSU game.
- Combined with JT Daniels on a 32-yard catch at run vs. Tulsa for his first catch as an Owl.
- Saw action in 13 games as a reserve receiver and on special teams.
- Caught a season-high four passes at Colorado, including his first career TD reception (24 yards).
- One of four players from Hawai'i on the Owls' roster (Dean Connors, Tim Horn, Connor Hunt).

### TIGHT ENDS

## 87 JACK BRADLEY

- Saw his streak of 52 consecutive games played end when he missed the Charlotte game... Fell two games shy of the school record set by Shea Baker.
- 56 career receptions rank 8th among Owls' tight ends.
- Combined with JT Daniels on a career-best, 41-yard reception vs. Tulsa.
- Set career-highs for receptions (28), yards (260), and touchdowns (2) while starting 12 of 13 games (Owls opened with four wide receivers vs. UAB).
- Season totals were the most for a Rice tight end since Connor Cella had 31 receptions for 302 yards in 2016.

## 14 BODEN GROEN

- Ranked second among AAC tight ends with 37 receptions, third with 376 yards, and fifth with three touchdowns.
- 37 receptions rank seventh on the Rice single-season list for tight ends and he can move into fifth with three receptions in the bowl game.
- Reception total is the most by a Rice tight end since Vance McDonald had 44 in 2011... James Casey holds the school and NCAA records for season receptions by a tight end with 111 in 2008.
- Groen's 376 yards are the most by a Rice tight end since McDonald had 458 in 2012.
- Set career highs with six receptions, 67 yards, and two touchdowns in the season finale vs. Florida Atlantic.
- Caught at least one pass in all 12 games in 2023 and has caught at least one in 13 consecutive games.
- Caught passes in four straight games (Charlotte, UTEP, WKU & UTSA) in 2022 and then closed with a career-high three on a career-best 63 snaps vs. Southern Miss in the Lending Tree Bowl.

### OFFENSIVE LINE

## 77 BRANDT BANKS ALL-AAC

- Grad transfer who joined his former early admit at Nebraska (Luke McCaffrey) in the starting lineup in the opener at Texas.
- Started all 12 games at left guard and tied with Ethan Onianwa for the team lead with 785 offensive snaps.
- One previous career start was vs. Illinois in the 2021 Husker season opener.
- Became the 14th true freshman in school history to play on the offensive line when he made his debut vs. Maryland in 2019... Was added to the Nebraska basketball roster just before the 2020 Big Ten tournament and played three minutes vs. Indiana.

## 75 MIGUEL CENDENO

- Made his first career starts vs. ECU stepping in for Clay Servin.
- Saw action in one game as a true freshman (McNeese).

## 73 LAVEL DUMONT

- Grad transfer who set career highs in games and starts (12) at right guard and compiled a career-best 771 snaps, including 84 in the season finale vs. Florida Atlantic.
- Allowed only one sack in 474 pass attempts.
- 12 games are a career high. Previous high was eight at Toledo in 2021.

## 52 BRAEDON NUTTER

- Took over the starting center spot and as was a fixture in the middle of the Owls' offensive line.
- Third on the team with a career-best 770 offensive snaps.
- Named the co-offensive player of the game for his efforts in the Bayou Bucket win over Houston.
- Made his first career start at center in the opener at Texas after 19 career games at guard (12 starts).

## 78 ETHAN ONIANWA

- Anchored the right side of the Owls' offensive line, starting all 12 games and matching Brant Banks for the most offensive snaps (785).
- Has started 22 consecutive games at right tackle.
- Also chips in on the place kick defense special team.
- Preseason second team All-AAC pick by Phil Steele after starter 12 of 13 games last season as a redshirt freshman.

## 71 CLAY SERVIN 2023 CO-CAPTAIN / ALL-AAC

- One of three, six-year Owls and a 2023 co-captain who heads into the bowl game looking to set a school record by appearing in his 56th game.
- Tied former linemate Shea Baker with his 55th game in the season finale vs. Florida Atlantic.
- Will match Baker's record with his 54th start vs. Texas State.
- Has 3,548 career snaps and his first snap in the bowl game will be his 600th this year, the fourth consecutive full season he's topped that mark.
- Named to the Outland Trophy Watch list.
- Saw his streak of 40 consecutive starts end when he missed the TSU game.



## DEFENSIVE LINE

### **75** **BLAKE BOENISCH**

- Saw action in all 12 games and was credited with 23 tackles (10/13) including a career-best 2.5 TFL for a loss of five yards.
- Had a solo TFL vs. Houston and Tulsa and shared one at Charlotte.
- Top tackle game was five at Charlotte while earning his highest game grade this season from PFF (76.0)
- Has played in 25 consecutive games since the start of the 2022 season... Played a career-high 42 snaps vs. SMU.

### **55** **DE'BRAYLON CARROLL** ALL-AAC

- Started all 12 games at nose tackle and posted career-best numbers in tackles (40), TFL (6-35), sacks (2.5/17), total pressures (28), hurries (20), and tied his career high for quarterback hits (3)
- Played a career-high 632 snaps, including a single-game best 82 vs. East Carolina in which he was credited with five total pressures (four hurries).
- Closed the season strongly, with 18 tackles over the last four games while registering a TFL in each.
- Credited for 1.5 sacks and his solo sack in the opener at Texas, including a solo sack against the Longhorns' Outland and Lombardi Award Watch list member left tackle Kelvin Banks, Jr. (the second he'd allowed in his career).career highs.
- Owls' top-rated interior linemen by PFF, grading out at 77.5 this season.

### **44** **COLEMAN COCO**

- Grad transfer who joined the Owls in January from Colgate and moved to the top of the depth chart with a standout spring.
- Led the Owls with a career-high four sacks... Also reached career highs with 44 tackles and 640 snaps.
- Had five total pressures against both Houston and at Tulsa.
- Posted a season-high eight tackles vs. East Carolina, including 1.5 for loss.
- Had a pair of TFLs in the Bayou Bucket win over Houston and the in bowl-clinching win over Florida Atlantic. .
- Leads the D-line with 640 snaps despite missing the last 2+ quarters at Charlotte due to a targeting call.
- Credited with four tackles and a shared sack in his Rice debut at Texas.

### **50** **IZEYA FLOYD** 2023 CO-CAPTAIN

- One of seven Owls selected as captains for the 2023 season.
- Has 16 of his 24 tackles in the last four games, including a season-high seven at Charlotte.
- Forced a fumble with a strip at UTSA, recovered it and returned for six yards, the longest fumble return by an Owl this year.
- Forced an interception on Houston's first possession with a hurry to set up the Owls' second TD.

### **12** **JOSH PEARCY** 2022, 2023 CO-CAPTAIN / ALL-AAC

- Lombardi Award Watch List.
- Two-time team captain who earned honorable mention All-AAC honors from league coaches who leads the team with a career-best six quarterback hits and second on the team with 25 total pressures and 17 hurries (also career-highs).
- Second on the team with seven TFLs and sixth with a career-best 630 defensive snaps.
- Top tackle total of the season was seven, vs. Houston and Tulsa... Also forced a fumble vs. Tulsa and is the Owls' active leader with three forced fumbles.
- Has played a career-high 630 snaps despite missing one game.

## LINEBACKERS

### **7** **CHIKE ANIGBOGU** 2023 CO-CAPTAIN

- Credited with a career-high 22 tackles (17/5), four TFL (18 yards lost), and two sacks (14 yards lost) while playing in all 12 games while also serving as the captain of the Owls' special teams
- Leads the team with 41 consecutive games played.
- Nominated for the Burlesworth Trophy (top walk-on).
- Put the Owls up 7-0 over SMU returning a blocked punt 15 yards for his first career touchdown.
- Second career sack ended ECU's final threat with 24 seconds left in the game.
- Credited with his first career sack vs. TSU and just missed a second while forcing a fumble that was recovered for positive yardage.

### **6** **DJ ARKANSAS**

- Credited with 31 tackles while playing in all 12 games and making two starts.
- Recorded at least one tackle in 10 of 12 games, including six in back-to-back games vs. UTSA and Charlotte.
- Credited with a solo sack for a loss of 10 at Charlotte and shared a sack with Ty Morris vs. Florida Atlantic.
- Played 279 snaps on defense, including a career-high 46 vs. SMU, and added 47 on special teams.
- Missed most of 2022 while recuperating from an injury but returned in the LendingTree Bowl with seven snaps on special teams.

### **27** **ANDREW AWE**

- Credited with 16 tackles on the season, including 12 over the last four games.
- Played in 10 games and made two starts (SMU, Charlotte).
- Top tackle game came at UTSA (4) and also broke up a pass.
- Posted his top two grades from PFF in the final two games of the season (86.7 vs. Charlotte, 77.8 vs. Florida Atlantic).
- Made his second career start vs. SMU and was credited with two tackles.
- Completed his rise from a walk-on to earn a scholarship at the end of training camp and finished 2022 with 22 tackles, including a team-leading eight on special teams.
- Made his collegiate debut with a start in the opener at USC.

### **33** **MYRON MORRISON** 2023 CO-CAPTAIN / ALL-AAC

- 2023 Co-captain who earned Honorable Mention All-AAC honors while finishing second on the team with 71 tackles and playing in a career-best 619 defensive snaps.
- Started all 12 games this season and brings a streak of 17-consecutive starts into the bowl game.
- Third on the team with 21 total pressures, coming on only 74 pass rushes (1/3.5 pass rushes).
- Tied for second with five QB hits, including a pair against both Texas Southern and East Carolina.
- Recovered a fumble and returned it for three yards at Tulsa and forced a fumble vs. SMU.
- Top tackle game was 11 at South Florida, his second-career, double-figure game.
- Credited with nine tackles and a shared sack at UTSA.
- Jess Neely Defense Award winner for linebackers in 2022 as selected by his teammates after setting career highs for tackles (73), tackles for loss (6.5), sacks (1.5), interceptions (2), PBU (5), fumble recoveries (2) and starts (10).

## DEFENSIVE BACKS

### 2 TRE'SHON DEVONES ALL-AAC

- Put together a career year, setting career highs in games (12), starts (11), tackles (37), PBU (10) and interceptions (2), and snaps (791).
- Highest rated Owls defensive starter by PFF (77.1) and also led the defensive backs with a 79.8 coverage grade.
- Opened the season with a career-high six tackles at Texas and set up scores early in the following wins over Houston and Texas Southern with turnovers.
- Picked off a UH pass on the Cougars' first possession to set up Rice's second touchdown in the opening minutes and recovered a fumble on TSU's first play from scrimmage to set up the Owls' first score of the night.
- Broke up at least one pass in five consecutive games, including a career-best three at UTSA.

### 1 SEAN FRESCH

- Started all 12 games this year and posted career highs in tackles (49) TFL (3/17), sacks (1/9) as well as punt returns (15), and punt return yardage (150).
- Credited with a career-best nine tackles at UTSA, bettering his effort of eight in the opener at Texas.
- Broke up three passes vs. Houston.
- Credited with his first career sack as part of a two TFL effort at Charlotte and returned two punts for 28 yards and finished the regular season with a career-best 108 yards
- Had a season-best 39-yard punt return against East Carolina and totaled 41 yards on four returns vs. Florida Atlantic.
- Has averaged 10.1 yards over 35 career punt returns.

### 22 JONATHAN JEAN

- Played in 10 games and made nine starts at safety and finished with 40 tackles, three pass breakups, three tackles for loss, one sack and one forced fumble.
- Played the final five games with a cast on his left hand after coming back from surgery.
- Made his starting debut against Houston in the Bayou Bucket and had four tackles, but his most memorable play does not appear in the stats.
- With Houston trailing 43-41 in the second overtime, Jean knocked away Houston's attempted two-point conversion to force a third overtime and give the Owls the trophy for the first time since 2010.
- Reached double figures in tackles for the first time when he was credited with 11 vs. Tulane, including his first career sack
- Recorded tackles for loss in three consecutive games (Tulane, UTSA, Charlotte).
- Forced his first career fumble which set up the Owls' second touchdown at Tulsa.

### 26 GABRIEL TAYLOR ALL-AAC

- Earned honorable mention All-AAC honors from conference coaches.
- Saw action in 11 of 12 games (all starts) and topped 55 tackles for the third consecutive year, finishing third on the team with 58.
- Top tackle game was eight at South Florida.
- Second on the team with 10 passes defended, with two interceptions, and eight breakups.
- Owls' active leader with seven interceptions.
- Picked off passes in back-to-back games (at Tulsa and vs. Tulane).
- Returned his interception vs. Tulane for 72 yards to increase his career yardage to 178 (8th best in school history).
- Recorded his first career sack for a loss of six against East Carolina.
- Dashed 91 yards vs. McNeese on 2022 with his first career pick-six, the third-longest interception for a touchdown in school history, and the longest since Preston Anderson set the school record with a 99-yard return at Georgia Tech in 1972.

### 41 PLAE WYATT

- Started all 12 games and led the Owls with a career-high 75 tackles.
- Opened the season with eight tackles at Texas, including a shared tackle for loss, to set a career-high and bettered it three times including a pair of double-figures games.
- Credited with 10 stops vs. UConn and 12 against Tulane.
- Broke up six passes on the year, including two vs. Tulane.
- Picked up his first career sack with a nine-yard loss at South Florida and added a shared TFL later in the game.
- Played a career-best 699 snaps on defense and added 55 on special teams.

## SPECIAL TEAMS

### 48 WYATT FREEMAN

- Moved into the starters role at Long Snapper at the conclusion of training camp and made his debut in the opener at Texas.
- Transferred to Rice in January after one semester at the Naval Academy Prep School.

### 28 ENOCK GOTA

- Redshirt walk-on who battled Tim Horn for placement duties during training camp and made his debut vs. TSU with six kickoffs averaging 64.5 yards, including four touchbacks and his first career PAT.
- Has 27 touchbacks on 42 kickoffs this season.
- Came to the United States in 2015 from his native Togo to join his parents who had fled political unrest in the country.
- Was introduced to football in middle school while enrolled in the ESL program.

### 15 TIM HORN

- Scored a career-high 68 points by converting all 44 PATs and 8-12 field goals.
- Tied for fourth in the AAC with 44 PATs.
- Moved ahead of Chris Boswell's 2011 total of 41 PATs into fifth place on the Owls' single-season chart and needs four to move into second behind Clark Fangmeier, who converted 73 in 2008.
- Scored a career-high 10 points vs. Texas Southern (7 PATs, 1 FG) and kicked a pair of field goals vs. Charlotte for a career-high.
- Booted a career-long, 48-yard field goal vs. Texas Southern and was 3-5 from 40+ yards. .

### 23 CONNOR HUNT

- Handled all the Owls punting duties as well as all holds for placekicks.... Averaged 39.6 on 48 punts
- Averaged 50.5 on two punts vs. Texas Southern and 45.0 on five kicks in the opener at Texas including a long of 58, in the opener at Texas.
- Placed on scholarship prior to the start of the year and was informed via a video from former Owl and current Lions punter Jack Fox.

# TEAM STATISTICS

## Team Statistics

	RICE	OPP
<b>Scoring</b>	<b>363</b>	<b>320</b>
Points per game	30.3	26.7
Points Off Turnovers	56	35
<b>First Downs</b>	<b>232</b>	<b>236</b>
Rushing	80	89
Passing	132	123
Penalty	20	24
<b>Rushing Yardage</b>	<b>1351</b>	<b>1842</b>
Yards gained rushing	1665	2119
Yards lost rushing	314	277
Rushing attempts	356	442
Average per rush	3.8	4.2
Average per game	112.6	153.5
TDs Rushing	19	19
<b>Passing Yardage</b>	<b>3170</b>	<b>2599</b>
Comp-Att-Int	255-405-11	205-349-5
Average per pass	7.8	7.4
Average per catch	12.4	12.7
Average per game	264.2	216.6
TDs Passing	28	17
<b>Total offense</b>	<b>4521</b>	<b>4441</b>
Total plays	761	791
Average per play	5.9	5.6
Average per game	376.8	370.1
<b>Kick returns: #-Yards</b>	<b>24-501</b>	<b>16-261</b>
<b>Punt returns: #-Yards</b>	<b>18-220</b>	<b>16-166</b>
<b>Int returns: #-Yards</b>	<b>5-98</b>	<b>11-48</b>
<b>Kick return average</b>	<b>20.9</b>	<b>16.3</b>
<b>Punt return average</b>	<b>12.2</b>	<b>10.4</b>
<b>Int return average</b>	<b>19.6</b>	<b>4.4</b>
<b>Fumbles-Lost</b>	<b>13-8</b>	<b>11-7</b>
<b>Penalties-Yards</b>	<b>67-580</b>	<b>70-642</b>
Average per game	48.3	53.5
<b>Punts-Yards</b>	<b>48-1902</b>	<b>47-2020</b>
Average per punt	39.6	43.0
Net punt average	35.8	37.8
<b>Kickoffs-Yards</b>	<b>64-4007</b>	<b>64-3917</b>
Average per kick	62.6	61.2
Net kick average	39.9	39.2
<b>Time of possession / game</b>	<b>32:18</b>	<b>28:52</b>
<b>3rd-down conversion</b>	<b>57/146</b>	<b>60/161</b>
3rd-down pct	39%	37%
<b>4rd-down conversion</b>	<b>16/24</b>	<b>10/26</b>

# TEAM STATISTICS

	<b>RICE</b>	<b>OPP</b>
4rd-down pct	67%	38%
<b>Sacks by-Yards</b>	<b>21-142</b>	<b>25-184</b>
<b>Misc Yards</b>	<b>0</b>	<b>0</b>
<b>Touchdowns scored</b>	<b>48</b>	<b>38</b>
<b>Field goals - attempts</b>	<b>8-12</b>	<b>18-23</b>
<b>On-Side kicks</b>	<b>0-2</b>	<b>0-0</b>
<b>Red-zone scores</b>	<b>(40-45) 89%</b>	<b>(32-44) 73%</b>
<b>Red-zone touchdowns</b>	<b>(34-45) 76%</b>	<b>(25-44) 57%</b>
<b>PAT-attempts</b>	<b>(45-45) 100%</b>	<b>(32-33) 97%</b>
<b>2-point conversion-attempts</b>	<b>(3-3) 100%</b>	<b>(3-5) 60%</b>
<b>Attendance</b>	<b>143794</b>	<b>183315</b>
Games / Avg per game	7/20542	5/36663
Neutral site games	-	0/0

## Score by Periods

<b>Team</b>	<b>1st</b>	<b>2nd</b>	<b>3rd</b>	<b>4th</b>	<b>OT</b>	<b>TOT</b>
Rice	121	69	88	70	15	363
Opponents	47	103	80	77	13	320



# RESULTS

	Date	Opponent		Score	Overall	Conf	Time	Attend
	09/02/2023	at Texas	L	10-37	0-1	0-0	3:11	98017
	09/09/2023	Houston	Wot2	43-41	1-1	0-0	3:58	23425
	09/16/2023	Texas Southern	W	59-7	2-1	0-0	3:33	18103
*	09/23/2023	at South Fla.	L	29-42	2-2	0-1	3:35	29141
*	09/30/2023	East Carolina	W	24-17	3-2	1-1	3:44	19598
	10/07/2023	UConn	L	31-38	3-3	1-1	3:25	21207
*	10/19/2023	at Tulsa	W	42-10	4-3	2-1	3:16	18527
*	10/28/2023	Tulane	L	28-30	4-4	2-2	3:17	20436
*	11/04/2023	SMU	L	31-36	4-5	2-3	3:44	21632
*	11/11/2023	at UTSA	L	14-34	4-6	2-4	3:23	28245
*	11/18/2023	at Charlotte	W	28-7	5-6	3-4	3:16	9385
*	11/25/2023	Fla. Atlantic	W	24-21	6-6	4-4	3:05	19393

# INDIVIDUAL STATISTICS

## Rushing

Player	gp	att	gain	loss	net	avg	td	lg	avg/g
Dean Connors	12	106	737	30	707	6.7	5	57	58.9
Juma Otoviano	11	85	334	22	312	3.7	4	24	28.4
Luke McCaffrey	12	13	108	7	101	7.8	0	40	8.4
Ari Broussard	12	29	101	10	91	3.1	0	16	7.6
Chase Jenkins	4	11	98	12	86	7.8	1	28	21.5
Daelen Alexander	6	18	41	6	35	1.9	5	9	5.8
Braylen Walker	11	3	30	0	30	10.0	0	20	2.7
Quinton Jackson	12	7	29	4	25	3.6	0	11	2.1
AJ Padgett	5	29	90	67	23	0.8	2	14	4.6
Micah Barnett	12	6	17	0	17	2.8	0	6	1.4
Kobie Campbell	10	8	24	13	11	1.4	0	8	1.1
Christian Francisco	7	1	4	0	4	4.0	1	4	0.6
JoVoni Johnson-McCray	8	1	0	4	-4	-4.0	0	0	-0.5
JT Daniels	9	25	52	117	-65	-2.6	1	16	-7.2
Team	12	14	0	22	-22	-1.6	0	0	-1.8
<b>Total</b>	<b>12</b>	<b>356</b>	<b>1665</b>	<b>314</b>	<b>1351</b>	<b>3.8</b>	<b>19</b>	<b>57</b>	<b>112.6</b>
<b>Opponents</b>	<b>12</b>	<b>442</b>	<b>2119</b>	<b>277</b>	<b>1842</b>	<b>4.2</b>	<b>19</b>	<b>75</b>	<b>153.5</b>

## Passing

Player	gp	effic	comp-att-int	pct	yds	td	lg	avg/g
JT Daniels	9	153.8	181-287-7	63.1	2443	21	80	271.4
AJ Padgett	5	137.0	61-96-3	63.5	636	7	30	127.2
Chase Jenkins	4	93.5	11-17-1	64.7	82	0	37	20.5
Luke McCaffrey	12	0.0	0-2-0	0.0	0	0	0	0.0
Shawqi Itraish	2	184.0	1-1-0	100.0	10	0	10	5.0
Quinton Jackson	12	91.6	1-1-0	100.0	-1	0	0	-0.1
Team	12	0.0	0-1-0	0.0	0	0	0	0.0
<b>Total</b>	<b>12</b>	<b>146.1</b>	<b>255-405-11</b>	<b>63.0</b>	<b>3170</b>	<b>28</b>	<b>80</b>	<b>264.2</b>
<b>Opponents</b>	<b>12</b>	<b>134.5</b>	<b>205-349-5</b>	<b>58.7</b>	<b>2599</b>	<b>17</b>	<b>59</b>	<b>216.6</b>

## Receiving

Player	gp	no.	yds	avg	td	lg	avg/g
Luke McCaffrey	12	68	963	14.2	12	51	80.3
Dean Connors	12	42	395	9.4	3	80	32.9
Boden Groen	12	37	376	10.2	3	31	31.3
Rawson MacNeill	12	25	368	14.7	2	38	30.7
Landon Ransom-Goelz	12	24	358	14.9	3	44	29.8
Braylen Walker	11	13	200	15.4	2	36	18.2
Juma Otoviano	11	12	100	8.3	0	35	9.1
Kobie Campbell	10	10	164	16.4	1	70	16.4
Jack Bradley	10	8	94	11.8	1	41	9.4
Quinton Jackson	12	6	33	5.5	0	9	2.8
JoVoni Johnson-McCray	8	3	54	18.0	0	23	6.8
Elijah Mojarro	9	2	17	8.5	0	14	1.9
Ari Broussard	12	2	14	7.0	0	12	1.2

## Punt Returns

Player	no.	yds	avg	td	lg
Sean Fresch	15	150	10.0	0	39
Peyton Stevenson	1	26	26.0	0	26
Chike Anigbogu	0	15	0.0	1	15
Drayden Dickman	1	15	15.0	0	15
Kobie Campbell	1	14	14.0	0	14
<b>Total</b>	<b>18</b>	<b>220</b>	<b>12.2</b>	<b>1</b>	<b>39</b>
<b>Opponents</b>	<b>16</b>	<b>166</b>	<b>10.4</b>	<b>1</b>	<b>50</b>

## Interceptions

Player	no.	yds	avg	td	lg
Tre'shon Devones	2	11	5.5	0	11
Gabriel Taylor	2	72	36.0	0	72
Chris Conti	1	15	15.0	0	15
<b>Total</b>	<b>5</b>	<b>98</b>	<b>19.6</b>	<b>0</b>	<b>72</b>
<b>Opponents</b>	<b>11</b>	<b>48</b>	<b>4.4</b>	<b>0</b>	<b>39</b>

## Kick Returns

Player	no.	yds	avg	td	lg
Quinton Jackson	15	346	23.1	0	44
Sean Fresch	7	128	18.3	0	26
Juma Otoviano	1	12	12.0	0	12
Dean Connors	1	15	15.0	0	15
<b>Total</b>	<b>24</b>	<b>501</b>	<b>20.9</b>	<b>0</b>	<b>44</b>
<b>Opponents</b>	<b>16</b>	<b>261</b>	<b>16.3</b>	<b>0</b>	<b>32</b>

## Fumble Returns

Player	no.	yds	avg	td	lg
Izeya Floyd	1	6	6.0	0	6
Myron Morrison	1	3	3.0	0	3
De'Braylon Carroll	1	0	0.0	0	0
Tre'shon Devones	1	0	0.0	0	0
Plae Wyatt	1	0	0.0	0	0
DJ Arkansas	1	0	0.0	0	0
Marcus Williams	1	0	0.0	0	0
<b>Total</b>	<b>7</b>	<b>9</b>	<b>1.3</b>	<b>0</b>	<b>6</b>
<b>Opponents</b>	<b>8</b>	<b>50</b>	<b>6.3</b>	<b>1</b>	<b>50</b>

# INDIVIDUAL STATISTICS

**Scoring**

Player	td	fg	PAT						pts
			kick	rush	rcv	pass	dxp	saf	
Luke McCaffrey	12	-	-	-	1	-	-	-	74
Tim Horn	-	8-12	44-44	-	-	-	-	-	68
Dean Connors	8	-	-	-	-	-	-	-	48
Daelen Alexander	6	-	-	1	-	-	-	-	38
Juma Otoviano	4	-	-	-	-	-	-	-	24
Boden Groen	3	-	-	-	-	-	-	-	18
Landon Ransom-Goelz	3	-	-	-	-	-	-	-	18
Rawson MacNeill	2	-	-	-	1	-	-	-	14
AJ Padgett	2	-	-	-	-	2	-	-	12
Braylen Walker	2	-	-	-	-	-	-	-	12
JT Daniels	1	-	-	-	-	-	-	-	6
Jack Bradley	1	-	-	-	-	-	-	-	6
Chike Anigbogu	1	-	-	-	-	-	-	-	6
Kobie Campbell	1	-	-	-	-	-	-	-	6
Christian Francisco	1	-	-	-	-	-	-	-	6
Chase Jenkins	1	-	-	-	-	-	-	-	6
Enock Gota	-	-	1-1	-	-	-	-	-	1
<b>Total</b>	<b>48</b>	<b>8-12</b>	<b>45-45</b>	<b>1</b>	<b>2</b>	<b>2</b>	<b>0</b>	<b>0</b>	<b>363</b>
<b>Opponents</b>	<b>38</b>	<b>18-23</b>	<b>32-33</b>	<b>0</b>	<b>3</b>	<b>3</b>	<b>0</b>	<b>0</b>	<b>320</b>

**Field Goals**

Player	fg	pct.	01-19	20-29	30-39	40-49	50-99	lg	blk
Tim Horn	8-12	66.7	0-0	3-4	2-3	3-5	0-0	48	0
<b>Opponents</b>	<b>18-23</b>	<b>78.3</b>	<b>0-0</b>	<b>3-4</b>	<b>4-4</b>	<b>10-13</b>	<b>1-2</b>	<b>51</b>	<b>0</b>

**FG Sequence**

Team Name	Rice	Opponents
Texas	(43)	(27),(46),(49),56
Texas Southern	(48)	
South Fla.	30,40	(31),(40)
East Carolina	(41),42	(35),(27),(38)
UConn	29,(23)	43,(47)
SMU	(32)	48,(41),(37),(51)
Charlotte	(23),(37)	48
Fla. Atlantic	(20)	
Tulsa		(45)
Tulane		(44),29,(41),(43)
UTSA		(26),(47)

Numbers in (parentheses) indicate field goal was made

**Total Offense**

Player	g	plays	rush	pass	total	avg/g
JT Daniels	9	312	-65	2443	2378	264.2
Dean Connors	12	106	707	0	707	58.9
AJ Padgett	5	125	23	636	659	131.8
Juma Otoviano	11	85	312	0	312	28.4
Chase Jenkins	4	28	86	82	168	42.0
Luke McCaffrey	12	15	101	0	101	8.4
Ari Broussard	12	29	91	0	91	7.6
Daelen Alexander	6	18	35	0	35	5.8
Braylen Walker	11	3	30	0	30	2.7
Quinton Jackson	12	8	25	-1	24	2.0
Micah Barnett	12	6	17	0	17	1.4
Kobie Campbell	10	8	11	0	11	1.1
Shawqi Itraish	2	1	0	10	10	5.0
Christian Francisco	7	1	4	0	4	0.6
JoVoni Johnson-McCray	8	1	-4	0	-4	-0.5
Team	12	0	-22	0	-22	-1.8
<b>Total</b>	<b>12</b>	<b>761</b>	<b>1351</b>	<b>3170</b>	<b>4521</b>	<b>376.8</b>
<b>Opponents</b>	<b>12</b>	<b>791</b>	<b>1842</b>	<b>2599</b>	<b>4441</b>	<b>370.1</b>

**Punting**

Player	no.	yds	avg	lg	tb	fc	i20	50+	blk
Conor Hunt	48	1902	39.6	64	1	14	6	6	0
<b>Total</b>	<b>48</b>	<b>1902</b>	<b>39.6</b>	<b>64</b>	<b>1</b>	<b>14</b>	<b>6</b>	<b>6</b>	<b>0</b>
<b>Opponents</b>	<b>47</b>	<b>2020</b>	<b>43.0</b>	<b>68</b>	<b>3</b>	<b>11</b>	<b>16</b>	<b>8</b>	<b>1</b>

**Kickoffs**

Player	no.	yds	avg	tb	ob	retn	net	ydln
Enock Gota	42	2675	63.7	27	3			
Tim Horn	22	1332	60.5	8	0			
<b>Total</b>	<b>64</b>	<b>4007</b>	<b>62.6</b>	<b>35</b>	<b>3</b>	<b>16</b>	<b>39.9</b>	<b>25</b>
<b>Opponents</b>	<b>64</b>	<b>3917</b>	<b>61.2</b>	<b>31</b>	<b>2</b>	<b>24</b>	<b>39.2</b>	<b>25</b>

# GAME 13- TEXAS STATE



## All Purpose

Player	g	rush	rcv	pr	kr	ir	total	avg/g
Dean Connors	12	707	395	0	15	0	1117	93.1
Luke McCaffrey	12	101	963	0	0	0	1064	88.7
Juma Otoviano	11	312	100	0	12	0	424	38.5
Quinton Jackson	12	25	33	0	346	0	404	33.7
Boden Groen	12	0	376	0	0	0	376	31.3
Rawson MacNeill	12	0	368	0	0	0	368	30.7
Landon Ransom-Goelz	12	0	358	0	0	0	358	29.8
Sean Fresch	12	0	0	150	128	0	278	23.2
Braylen Walker	11	30	200	0	0	0	230	20.9
Kobie Campbell	10	11	164	14	0	0	189	18.9
Ari Broussard	12	91	14	0	0	0	105	8.8
Jack Bradley	10	0	94	0	0	0	94	9.4
Chase Jenkins	4	86	0	0	0	0	86	21.5
Gabriel Taylor	11	0	0	0	0	72	72	6.5
JoVoni Johnson-McCray	8	-4	54	0	0	0	50	6.3
Daelen Alexander	6	35	3	0	0	0	38	6.3
Matt Sykes	9	0	32	0	0	0	32	3.6
Peyton Stevenson	12	0	0	26	0	0	26	2.2
AJ Padgett	5	23	0	0	0	0	23	4.6
Elijah Mojarro	9	0	17	0	0	0	17	1.9
Micah Barnett	12	17	0	0	0	0	17	1.4
Chike Anigbogu	12	0	0	15	0	0	15	1.3
Chris Conti	8	0	0	0	0	15	15	1.9
Drayden Dickman	1	0	-1	15	0	0	14	14.0
Tre'shon Devones	12	0	0	0	0	11	11	0.9
Christian Francisco	7	4	0	0	0	0	4	0.6
JT Daniels	9	-65	0	0	0	0	-65	-7.2
Team	12	-22	0	0	0	0	-22	-1.8
<b>Total</b>	<b>12</b>	<b>1351</b>	<b>3170</b>	<b>220</b>	<b>501</b>	<b>98</b>	<b>5340</b>	<b>445.0</b>
<b>Opponents</b>	<b>12</b>	<b>1842</b>	<b>2599</b>	<b>166</b>	<b>261</b>	<b>48</b>	<b>4916</b>	<b>409.7</b>

# INDIVIDUAL DEFENSIVE STATISTICS

**Team Defense**

##	Player	gp	Tackles				Sacks	Pass defense			Fumbles		blkd	
			ua	a	tot	tfl/yds	no-yds	int-yds	brup	qbh	fr-yds	ff	kick	saf
41	Plae Wyatt	12	42	34	76	3-13	1-9	.	6	2	1-0	.	.	.
33	Myron Morrison	12	32	39	71	2.5-9	1-3	.	.	4	1-3	1	.	.
26	Gabriel Taylor	11	38	20	58	1-6	1-6	2-72	8	2	.	1	.	.
11	Chris Conti	8	23	30	53	2.5-7	0.5-4	1-15	.	1	.	.	.	.
1	Sean Fresch	12	38	11	49	3-17	1-9	.	7	.	.	1	.	.
44	Coleman Coco	12	16	28	44	7.5-39	4-31	.	.	4	.	.	.	.
12	Josh Percy	11	28	14	42	7-20	1-7	.	1	2	.	1	.	.
55	De'Braylon Carroll	12	14	28	42	6-35	2.5-17	.	.	5	1-0	.	.	.
22	Jonathan Jean	10	30	10	40	3-7	1-5	.	3	.	.	1	.	.
2	Tre'shon Devones	12	25	12	37	2.5-10	.	2-11	10	.	1-0	.	.	.
6	DJ Arkansas	12	19	12	31	2.5-15	1.5-14	.	.	1	1-0	.	.	.
50	Izeya Floyd	12	5	20	25	.	.	.	.	2	1-6	1	.	.
4	Marcus Williams	6	15	10	25	1-4	.	.	1	.	1-0	.	.	.
7	Chike Anigbogu	12	18	7	25	4-18	2-14	.	.	1	.	1	.	.
75	Blake Boenisch	12	10	13	23	2.5-5	.	.	.	.	.	.	.	.
31	Tyson Flowers	10	14	8	22	.	.	.	4	.	.	1	.	.
27	Andrew Awe	10	7	9	16	0.5-2	.	.	1	1	.	.	.	.
45	Demone Green	12	7	5	12	5-15	2-5	.	.	.	.	.	.	.
56	Ty Anthony Morris	11	6	4	10	0.5-4	0.5-4	.	1	.	.	.	.	.
29	Daveon Hook	12	8	2	10	1-2	.	.	3	.	.	1	.	.
13	Lamont Narcisse	10	4	4	8	1-2	.	.	2	.	.	.	.	.
74	Michael Larbie	11	3	3	6	1-7	1-7	.	.	.	.	.	.	.
0	Jordan Campbell	9	1	5	6	1-7	1-7	.	.	3	.	.	.	.
30	Elroyal Morris	4	4	1	5	2.5-11	.	.	.	.	.	.	.	.
98	Van Heitmann	12	3	1	4	.	.	.	.	.	.	.	.	.
5	Ari Broussard	12	1	2	3	.	.	.	.	.	.	.	.	.
17	Max Ahoia	10	3	.	3	.	.	.	.	.	.	.	.	.
16	Chibby Nwajuaku	2	1	2	3	0.5-1	.	.	.	.	.	.	.	.
40	Kenny Seymour, Jr.	12	1	1	2	.	.	.	.	.	.	.	.	.
44	Geron Hargon	12	2	.	2	.	.	.	.	.	.	.	.	.
10	Luke McCaffrey	12	2	.	2	.	.	.	.	.	.	.	.	.
15	Tim Horn	12	1	.	1	.	.	.	.	.	.	.	.	.
7	Elijah Mojarro	9	1	.	1	.	.	.	.	.	.	.	.	.
54	Beau Barton	3	.	1	1	.	.	.	.	.	.	.	.	.
8	Joseph Mutombo	1	1	.	1	1-1	.	.	.	.	.	.	.	.
3	JoVoni Johnson-McCray	8	1	.	1	.	.	.	.	.	.	.	.	.
21	Juma Otoviano	11	1	.	1	.	.	.	.	.	.	.	.	.
16	Quinton Jackson	12	1	.	1	.	.	.	.	.	.	.	.	.
9	Peyton Stevenson	12	.	1	1	.	.	.	.	.	.	.	2	.
4	Colin Giffen	10	.	1	1	.	.	.	.	.	.	.	.	.
17	Landon Ransom-Goelz	12	1	.	1	.	.	.	.	.	.	.	.	.





# GAME-BY-GAME DEFENSIVE STATISTICS

**Total Tackles**

Player	S-A	Total	UT	UH	TSU	USF	ECU	UConn	Tulsa	Tulane	SMU	UTSA	CLT	FAU
Plae Wyatt	42-34	76	3-5	4-2	3-0	4-5	3-4	7-3	1-1	7-5	2-1	2-3	2-3	4-2
Myron Morrison	32-39	71	1-6	4-1	2-2	2-9	2-3	5-1	1-4	1-3	5-2	5-4	1-2	3-2
Gabriel Taylor	38-20	58	3-0	4-3	3-1	4-4	3-4	2-1	4-1	7-2	2-0	DNP	4-3	2-1
Chris Conti	23-30	53	1-3	5-1	1-1	2-9	3-3	4-5	3-5	4-3	DNP	DNP	DNP	DNP
Sean Fresch	38-11	49	4-4	4-0	-	2-0	4-1	2-1	3-0	2-2	6-0	6-3	3-0	2-0
Coleman Coco	16-28	44	0-4	4-2	1-0	0-3	3-5	0-1	3-4	1-0	1-3	0-2	1-2	2-2
Josh Percy	28-14	42	3-0	5-2	2-3	2-3	4-0	1-0	5-2	1-0	DNP	3-1	1-3	1-0
De'Braylon Carroll	14-28	42	2-1	1-3	0-2	0-6	0-2	2-2	0-1	0-2	4-2	4-1	0-5	1-1
Jonathan Jean	30-10	40	3-0	4-0	-	4-3	2-0	DNP	1-1	10-1	DNP	3-1	2-4	1-0
Tre'shon Devones	25-12	37	4-2	1-0	0-1	2-3	4-0	3-0	4-1	0-3	3-0	2-0	1-1	1-1
DJ Arkansas	19-12	31	1-1	1-0	4-1	0-2	1-0	-	2-0	-	5-0	2-4	3-3	0-1
Chike Anigbogu	18-7	25	2-1	2-0	2-2	-	2-0	-	2-1	2-0	2-1	3-2	-	1-0
Marcus Williams	15-10	25	2-4	1-0	3-1	2-0	5-4	2-1	DNP	DNP	DNP	DNP	DNP	DNP
Izeya Floyd	5-20	25	0-1	-	-	0-2	1-2	0-1	0-1	1-4	1-1	1-2	1-6	-
Blake Boenisch	10-13	23	1-2	1-0	-	1-0	1-2	0-2	1-0	0-1	1-0	1-1	2-3	1-2
Tyson Flowers	14-8	22	1-1	DNP	DNP	1-1	1-1	0-2	-	0-2	8-0	2-1	-	1-0
Andrew Awe	7-9	16	2-0	-	1-0	DNP	DNP	-	-	1-0	2-0	1-3	0-3	0-3
Demone Green	7-5	12	1-2	3-0	-	0-2	1-0	-	2-0	0-1	-	-	-	-
Daveon Hook	8-2	10	0-1	1-0	-	2-0	-	-	-	-	2-0	1-0	0-1	2-0
Ty Anthony Morris	6-4	10	-	DNP	2-0	0-2	1-0	-	1-0	-	2-1	-	-	0-1
Lamont Narcisse	4-4	8	1-0	-	0-1	DNP	-	-	DNP	0-3	1-0	-	1-0	1-0
Michael Larbie	3-3	6	-	-	-	-	DNP	-	0-1	1-0	1-1	1-1	-	-
Jordan Campbell	1-5	6	DNP	DNP	0-1	DNP	0-1	-	0-1	0-1	1-0	0-1	-	-
Elroyal Morris	4-1	5	1-0	1-0	2-1	DNP	DNP	DNP	-	DNP	DNP	DNP	DNP	DNP
Van Heitmann	3-1	4	1-0	-	-	-	-	-	1-0	0-1	1-0	-	-	-
Max Ahoia	3-0	3	-	1-0	1-0	DNP	-	1-0	-	-	-	-	-	DNP
Ari Broussard	1-2	3	-	-	-	0-1	-	1-0	-	-	0-1	-	-	-
Chibby Nwajuaku	1-2	3	0-1	DNP	1-1	DNP	DNP	DNP	DNP	DNP	DNP	DNP	DNP	DNP
Luke McCaffrey	2-0	2	-	-	-	-	1-0	-	-	-	-	-	1-0	-
Geron Hargon	2-0	2	-	1-0	-	-	-	-	-	-	1-0	-	-	-
Kenny Seymour, Jr.	1-1	2	0-1	-	-	-	-	-	-	1-0	-	-	-	-
JoVoni Johnson-McCray	1-0	1	1-0	-	-	-	-	-	DNP	DNP	-	-	DNP	DNP
Elijah Mojarro	1-0	1	DNP	1-0	-	DNP	-	-	-	-	-	-	DNP	-
Joseph Mutombo	1-0	1	DNP	DNP	1-0	DNP	DNP	DNP	DNP	DNP	DNP	DNP	DNP	DNP
Tim Horn	1-0	1	-	-	-	-	1-0	-	-	-	-	-	-	-
Quinton Jackson	1-0	1	-	-	-	-	-	-	-	-	-	1-0	-	-
Landon Ransom-Goelz	1-0	1	1-0	-	-	-	-	-	-	-	-	-	-	-
Juma Otoviano	1-0	1	-	-	-	-	-	-	-	-	1-0	-	DNP	-
Colin Giffen	0-1	1	-	-	-	0-1	-	-	-	-	-	-	DNP	DNP
Peyton Stevenson	0-1	1	-	-	-	-	-	-	-	-	0-1	-	-	-
Beau Barton	0-1	1	DNP	DNP	DNP	DNP	DNP	DNP	DNP	DNP	DNP	-	0-1	-

# GAME-BY-GAME DEFENSIVE STATISTICS

Player	UA-A	Total	UT	UH	TSU	USF	ECU	UConn	Tulsa	Tulane	SMU	UTSA	CLT	FAU
Coleman Coco	3-2	4	0.5-0	2-19	-	-	-	-	0.5-5	-	-	-	-	1-7
De'Braylon Carroll	1-3	2.5	1.5-13	-	-	1-4	-	-	-	-	-	-	-	-
Chike Anigbogu	2-0	2	-	-	1-7	-	1-7	-	-	-	-	-	-	-
Demone Green	2-0	2	-	1-1	-	-	1-4	-	-	-	-	-	-	-
DJ Arkansas	1-1	1.5	-	-	-	-	-	-	-	-	-	-	1-10	0.5-4
Sean Fresch	1-0	1	-	-	-	-	-	-	-	-	-	-	1-9	-
Josh Percy	1-0	1	1-7	-	-	-	-	-	-	-	DNP	-	-	-
Jonathan Jean	1-0	1	-	-	-	-	-	DNP	-	1-5	DNP	-	-	-
Gabriel Taylor	1-0	1	-	-	-	-	1-6	-	-	-	-	DNP	-	-
Plae Wyatt	1-0	1	-	-	-	1-9	-	-	-	-	-	-	-	-
Michael Larbie	1-0	1	-	-	-	-	DNP	-	-	1-7	-	-	-	-
Jordan Campbell	0-2	1	DNP	DNP	-	DNP	-	-	0.5-4	-	-	0.5-3	-	-
Myron Morrison	0-2	1	-	-	-	0.5-0	-	-	-	-	-	0.5-3	-	-
Chris Conti	0-1	0.5	-	-	-	0.5-4	-	-	-	-	DNP	DNP	DNP	DNP
Ty Anthony Morris	0-1	0.5	-	DNP	-	-	-	-	-	-	-	-	-	0.5-4

**Punt Returns**

Player	No-Yds	UT	UH	TSU	USF	ECU	UConn	Tulsa	Tulane	SMU	UTSA	CLT	FAU
Sean Fresch	15-150	-	1-0	2-18	-	1-39	1-7	3-17	1-5	-	-	2-23	4-41
Peyton Stevenson	1-26	-	-	-	-	-	-	-	-	1-26	-	-	-
Drayden Dickman	1-15	DNP	DNP	1-15	DNP	DNP	DNP	DNP	DNP	DNP	DNP	DNP	DNP
Kobie Campbell	1-14	-	-	-	DNP	DNP	-	-	-	-	-	1-14	-

**Kick Returns**

Player	No-Yds	UT	UH	TSU	USF	ECU	UConn	Tulsa	Tulane	SMU	UTSA	CLT	FAU
Quinton Jackson	15-346	-	-	-	2-46	-	4-115	2-46	2-30	3-79	1-14	1-16	-
Sean Fresch	7-128	1-14	3-54	1-26	2-34	-	-	-	-	-	-	-	-
Dean Connors	1-15	-	1-15	-	-	-	-	-	-	-	-	-	-
Juma Otoviano	1-12	1-12	-	-	-	-	-	-	-	-	-	DNP	-

**Interceptions Returns**

Player	No-Yds	UT	UH	TSU	USF	ECU	UConn	Tulsa	Tulane	SMU	UTSA	CLT	FAU
Gabriel Taylor	2-72	-	-	-	-	-	-	1-0	1-72	-	DNP	-	-
Tre'shon Devones	2-11	-	1-0	-	-	-	-	-	-	-	-	1-11	-
Chris Conti	1-15	-	-	-	-	1-15	-	-	-	DNP	DNP	DNP	DNP

**Fumble Returns**

Player	No-Yds	UT	UH	TSU	USF	ECU	UConn	Tulsa	Tulane	SMU	UTSA	CLT	FAU
Izeya Floyd	1-6	-	-	-	-	-	-	-	-	-	1-6	-	-
Myron Morrison	1-3	-	-	-	-	-	-	1-3	-	-	-	-	-
Tre'shon Devones	1-0	-	-	1-0	-	-	-	-	-	-	-	-	-
Marcus Williams	1-0	-	-	-	1-0	-	-	DNP	DNP	DNP	DNP	DNP	DNP
DJ Arkansas	1-0	-	-	-	-	-	-	-	-	1-0	-	-	-
Plae Wyatt	1-0	-	-	1-0	-	-	-	-	-	-	-	-	-
De'Braylon Carroll	1-0	-	-	-	-	-	-	1-0	-	-	-	-	-

# GAME-BY-GAME PASSING STATISTICS

#9 Chase Jenkins	Comp	Att	Int	Pct	Yards	TD	Long	Sacked	Effic.
Texas Southern	1	1	0	100.0	-1	0	0	0-0	91.6
East Carolina	1	1	0	100.0	8	0	8	0-0	167.2
SMU	9	15	1	60.0	75	0	37	1-7	88.7
<b>Totals</b>	<b>11</b>	<b>17</b>	<b>1</b>	<b>64.7</b>	<b>82</b>	<b>0</b>	<b>37</b>	<b>1-7</b>	<b>93.5</b>

#10 Luke McCaffrey	Comp	Att	Int	Pct	Yards	TD	Long	Sacked	Effic.
East Carolina	0	1	0	0.0	0	0	0	0-0	0.0
Fla. Atlantic	0	1	0	0.0	0	0	0	0-0	0.0
<b>Totals</b>	<b>0</b>	<b>2</b>	<b>0</b>	<b>0.0</b>	<b>0</b>	<b>0</b>	<b>0</b>	<b>0-0</b>	<b>0.0</b>

#12 AJ Padgett	Comp	Att	Int	Pct	Yards	TD	Long	Sacked	Effic.
South Fla.	7	10	0	70.0	59	1	27	1-4	152.6
UTSA	17	28	0	60.7	182	2	27	6-41	138.9
Charlotte	13	21	2	61.9	140	1	22	1-8	114.6
Fla. Atlantic	24	37	1	64.9	255	3	30	1-10	144.1
<b>Totals</b>	<b>61</b>	<b>96</b>	<b>3</b>	<b>63.5</b>	<b>636</b>	<b>7</b>	<b>30</b>	<b>9-63</b>	<b>137.0</b>

#15 Shawqi Itraish	Comp	Att	Int	Pct	Yards	TD	Long	Sacked	Effic.
SMU	1	1	0	100.0	10	0	10	0-0	184.0
<b>Totals</b>	<b>1</b>	<b>1</b>	<b>0</b>	<b>100.0</b>	<b>10</b>	<b>0</b>	<b>10</b>	<b>0-0</b>	<b>184.0</b>

#16 Quinton Jackson	Comp	Att	Int	Pct	Yards	TD	Long	Sacked	Effic.
Fla. Atlantic	1	1	0	100.0	-1	0	0	0-0	91.6
<b>Totals</b>	<b>1</b>	<b>1</b>	<b>0</b>	<b>100.0</b>	<b>-1</b>	<b>0</b>	<b>0</b>	<b>0-0</b>	<b>91.6</b>

#18 JT Daniels	Comp	Att	Int	Pct	Yards	TD	Long	Sacked	Effic.
Texas	14	26	2	53.8	149	1	36	2-15	99.3
Houston	28	42	1	66.7	401	3	35	2-16	165.7
Texas Southern	11	17	0	64.7	255	4	70	0-0	268.4
South Fla.	27	40	0	67.5	432	3	80	3-23	183.0
East Carolina	18	32	1	56.3	232	2	44	1-9	131.5
UConn	33	49	1	67.3	362	2	38	2-14	138.8
Tulsa	24	37	0	64.9	342	2	41	1-9	160.3
Tulane	18	29	1	62.1	189	2	35	1-9	132.7
SMU	8	15	1	53.3	81	2	31	3-15	129.4
<b>Totals</b>	<b>181</b>	<b>287</b>	<b>7</b>	<b>63.1</b>	<b>2443</b>	<b>21</b>	<b>80</b>	<b>15-110</b>	<b>153.8</b>

# GAME-BY-GAME RUSHING & RECEIVING STATISTICS

## Rushing

Player	No-Yds/TD	UT	UH	TSU	USF	ECU	UConn	Tulsa	Tulane	SMU	UTSA	CLT	FAU
Dean Connors	106-707/5	8-23/0	8-48/0	8-66/1	5-2/0	5--1/0	7-42/0	9-120/3	8-37/0	7-77/1	8-34/0	19-184/0	14-75/0
Juma Otoviano	85-312/4	6-1/0	10-19/0	10-33/0	4-12/0	2-11/0	6-51/2	9-44/0	9-38/2	7-16/0	7-16/0	DNP	15-71/0
Ari Broussard	29-91/0	-	-	10-32/0	-	3-4/0	3-14/0	4-17/0	-	-	-	8-17/0	1-7/0
AJ Padgett	29-23/2	-	DNP	DNP	3-10/0	DNP	DNP	DNP	DNP	DNP	11--13/0	8-4/2	7-22/0
JT Daniels	25--65/1	4--6/0	3--7/0	1-0/0	3--23/0	2--4/0	4--18/0	2--1/1	2-7/0	4--13/0	DNP	DNP	DNP
Daelen Alexander	18-35/5	2-4/0	5-13/3	7-23/2	3-5/0	1-0/0	-	DNP	DNP	DNP	DNP	DNP	DNP
Luke McCaffrey	13-101/0	2--1/0	-	-	1-7/0	1-5/0	1-12/0	3--3/0	-	1-2/0	1-8/0	1-40/0	2-31/0
Chase Jenkins	11-86/1	DNP	DNP	3-45/0	DNP	4-27/1	DNP	DNP	DNP	4-14/0	DNP	DNP	-
Kobie Campbell	8-11/0	1-6/0	2--8/0	-	DNP	DNP	-	1--1/0	-	1-8/0	1-2/0	1--4/0	1-8/0
Quinton Jackson	7-25/0	1--2/0	-	3-14/0	1--2/0	-	1-11/0	-	-	-	-	1-4/0	-
Micah Barnett	6-17/0	-	2-5/0	4-12/0	-	-	-	-	-	-	-	-	-
Braylen Walker	3-30/0	1-2/0	-	1-8/0	-	-	-	-	-	1-20/0	-	-	DNP
Christian Francisco	1-4/1	DNP	DNP	1-4/1	DNP	-	DNP	DNP	-	-	-	-	-
JoVoni Johnson-McCray	1--4/0	-	-	-	-	1--4/0	-	DNP	DNP	-	-	DNP	DNP

## Receiving

Player	No-Yds/TD	UT	UH	TSU	USF	ECU	UConn	Tulsa	Tulane	SMU	UTSA	CLT	FAU
Luke McCaffrey	68-963/12	2-22/1	7-99/2	2-50/1	9-199/0	3-44/0	7-100/2	6-99/1	5-79/1	4-8/1	6-68/1	5-54/1	12-141/1
Dean Connors	42-395/3	2-7/0	7-82/0	1-7/0	6-98/2	1-24/0	7-88/0	2-20/0	2-12/0	7-33/1	3-13/0	-	4-11/0
Boden Groen	37-376/3	4-28/0	3-32/0	2-37/0	1-20/0	5-49/0	3-23/0	4-41/0	4-19/1	1-15/0	1-10/0	3-35/0	6-67/2
Rawson MacNeill	25-368/2	-	1-15/0	1-6/0	6-73/1	4-51/1	6-91/0	3-45/0	1-9/0	2-68/0	1-10/0	-	-
Landon Ransom-Goelz	24-358/3	-	-	2-49/0	4-40/0	2-54/1	-	5-58/1	1-9/0	3-45/0	2-42/1	4-44/0	1-17/0
Braylen Walker	13-200/2	2-47/0	4-69/1	1-35/1	1-27/0	3-12/0	2-10/0	-	-	-	-	-	DNP
Juma Otoviano	12-100/0	1-13/0	1-35/0	-	3-16/0	-	4-16/0	2-6/0	1-14/0	-	-	DNP	-
Kobie Campbell	10-164/1	1-9/0	2-24/0	1-70/1	DNP	DNP	1-12/0	-	2-24/0	-	1-3/0	1-7/0	1-15/0
Jack Bradley	8-94/1	-	1-5/0	1-1/1	1-2/0	-	-	1-41/0	1-9/0	-	3-36/0	DNP	DNP
Quinton Jackson	6-33/0	1-9/0	-	-	2-13/0	1-6/0	1-8/0	-	-	1--3/0	-	-	-
JoVoni Johnson-McCray	3-54/0	1-14/0	2-40/0	-	-	-	-	DNP	DNP	-	-	DNP	DNP
Elijah Mojarro	2-17/0	DNP	-	-	DNP	-	-	-	1-14/0	-	-	DNP	1-3/0
Ari Broussard	2-14/0	-	-	-	-	-	2-14/0	-	-	-	-	-	-
Matt Sykes	1-32/0	DNP	DNP	-	-	-	DNP	1-32/0	-	-	-	-	-
Daelen Alexander	1-3/1	-	-	-	1-3/1	-	-	DNP	DNP	DNP	DNP	DNP	DNP
Drayden Dickman	1--1/0	DNP	DNP	1--1/0	DNP	DNP	DNP	DNP	DNP	DNP	DNP	DNP	DNP



# CONVERSIONS AND TIME OF POSSESSION

## 3rd-Down Conversions

Date	Opponent	Score	Overall	1st Qtr	2nd Qtr	3rd Qtr	4th Qtr	Overtime
09/02/2023	at Texas	L 10-37	4-13 30.8	0-3 0.0	1-3 33.3	1-4 25.0	2-3 66.7	0-0 0.0
09/09/2023	Houston	Wot2 43-41	8-14 57.1	2-3 66.7	3-4 75.0	1-2 50.0	1-4 25.0	0-0 0.0
09/16/2023	Texas Southern	W 59-7	6-11 54.5	3-3 100.0	1-3 33.3	1-2 50.0	1-3 33.3	0-0 0.0
09/23/2023	at South Fla.	L 29-42	7-18 38.9	2-4 50.0	3-6 50.0	2-5 40.0	0-3 0.0	0-0 0.0
09/30/2023	East Carolina	W 24-17	4-11 36.4	0-2 0.0	1-3 33.3	3-4 75.0	0-2 0.0	0-0 0.0
10/07/2023	UConn	L 31-38	4-10 40.0	0-1 0.0	1-3 33.3	2-3 66.7	1-3 33.3	0-0 0.0
10/19/2023	at Tulsa	W 42-10	7-13 53.8	0-3 0.0	1-3 33.3	5-5 100.0	1-2 50.0	0-0 0.0
10/28/2023	Tulane	L 28-30	4-9 44.4	0-1 0.0	1-4 25.0	3-4 75.0	0-0 0.0	0-0 0.0
11/04/2023	SMU	L 31-36	2-12 16.7	0-3 0.0	1-2 50.0	1-4 25.0	0-3 0.0	0-0 0.0
11/11/2023	at UTSA	L 14-34	2-12 16.7	1-3 33.3	0-2 0.0	0-4 0.0	1-3 33.3	0-0 0.0
11/18/2023	at Charlotte	W 28-7	3-11 27.3	1-3 33.3	0-2 0.0	1-2 50.0	1-4 25.0	0-0 0.0
11/25/2023	Fla. Atlantic	W 24-21	6-12 50.0	1-2 50.0	3-4 75.0	1-3 33.3	1-3 33.3	0-0 0.0
<b>Rice</b>			<b>57-146 39.0</b>	<b>10-31 32.3</b>	<b>16-39 41.0</b>	<b>21-42 50.0</b>	<b>9-33 27.3</b>	<b>0-0 0.0</b>
<b>Opponents</b>			<b>60-161 37.3</b>	<b>12-42 28.6</b>	<b>19-47 40.4</b>	<b>10-29 34.5</b>	<b>17-41 41.5</b>	<b>1-1 100.0</b>

## 4th-Down Conversions

Date	Opponent	Score	Overall	1st Qtr	2nd Qtr	3rd Qtr	4th Qtr	Overtime
09/02/2023	at Texas	L 10-37	1-2 50.0	0-0 0.0	0-0 0.0	0-1 0.0	1-1 100.0	0-0 0.0
09/09/2023	Houston	Wot2 43-41	1-1 100.0	1-1 100.0	0-0 0.0	0-0 0.0	0-0 0.0	0-0 0.0
09/16/2023	Texas Southern	W 59-7	1-2 50.0	0-0 0.0	0-0 0.0	0-0 0.0	1-2 50.0	0-0 0.0
09/23/2023	at South Fla.	L 29-42	4-5 80.0	1-1 100.0	1-1 100.0	0-1 0.0	2-2 100.0	0-0 0.0
09/30/2023	East Carolina	W 24-17	0-0 0.0	0-0 0.0	0-0 0.0	0-0 0.0	0-0 0.0	0-0 0.0
10/07/2023	UConn	L 31-38	1-2 50.0	0-0 0.0	0-0 0.0	1-1 100.0	0-1 0.0	0-0 0.0
10/19/2023	at Tulsa	W 42-10	1-2 50.0	0-0 0.0	0-1 0.0	0-0 0.0	1-1 100.0	0-0 0.0
10/28/2023	Tulane	L 28-30	0-0 0.0	0-0 0.0	0-0 0.0	0-0 0.0	0-0 0.0	0-0 0.0
11/04/2023	SMU	L 31-36	2-2 100.0	0-0 0.0	0-0 0.0	1-1 100.0	1-1 100.0	0-0 0.0
11/11/2023	at UTSA	L 14-34	2-2 100.0	0-0 0.0	0-0 0.0	1-1 100.0	1-1 100.0	0-0 0.0
11/18/2023	at Charlotte	W 28-7	3-4 75.0	1-1 100.0	0-0 0.0	0-0 0.0	2-3 66.7	0-0 0.0
11/25/2023	Fla. Atlantic	W 24-21	0-2 0.0	0-1 0.0	0-0 0.0	0-0 0.0	0-1 0.0	0-0 0.0
<b>Rice</b>			<b>16-24 66.7</b>	<b>3-4 75.0</b>	<b>1-2 50.0</b>	<b>3-5 60.0</b>	<b>9-13 69.2</b>	<b>0-0 0.0</b>
<b>Opponents</b>			<b>10-26 38.5</b>	<b>2-7 28.6</b>	<b>3-4 75.0</b>	<b>2-7 28.6</b>	<b>3-8 37.5</b>	<b>0-0 0.0</b>

## Time of Possession

Date	Opponent	Score	Overall	1st Qtr	2nd Qtr	3rd Qtr	4th Qtr	Overtime
09/02/2023	at Texas	L 10-37	28:24	06:12	04:56	07:31	09:45	00:00
09/09/2023	Houston	Wot2 43-41	45:53	09:47	08:47	05:39	06:40	00:00
09/16/2023	Texas Southern	W 59-7	35:34	04:58	10:57	07:36	12:03	00:00
09/23/2023	at South Fla.	L 29-42	32:27	07:43	09:49	08:16	06:39	00:00
09/30/2023	East Carolina	W 24-17	25:02	04:33	07:25	09:08	03:56	00:00
10/07/2023	UConn	L 31-38	30:57	09:35	06:19	07:52	07:11	00:00
10/19/2023	at Tulsa	W 42-10	33:48	05:08	06:17	11:33	10:50	00:00
10/28/2023	Tulane	L 28-30	23:55	05:42	05:05	09:39	03:29	00:00
11/04/2023	SMU	L 31-36	28:29	04:02	08:49	07:45	07:53	00:00
11/11/2023	at UTSA	L 14-34	29:49	03:58	09:44	05:41	10:26	00:00
11/18/2023	at Charlotte	W 28-7	33:41	09:06	05:55	07:57	10:43	00:00

# OPPONENT GAME-BY-GAME STATISTICS

Date	Opponent	Rushing				Receiving				Passing				Kick Returns				Punt Returns				tot off
		no.	yds	td	lg	no.	yds	td	lg	cmp-att-int	yds	td	lg	no.	yds	td	lg	no.	yds	td	lg	
09/02/2023	at Texas	39	158	1	32	22	300	3	44	22-36-0	300	3	44	1	13	0	13	1	21	0	21	458
09/09/2023	Houston	38	183	4	23	24	260	2	52	24-43-1	260	2	52	3	37	0	15	2	24	0	12	443
09/16/2023	Texas Southern	31	81	0	21	9	104	1	31	9-19-0	104	1	31	2	35	0	23	0	0	0	0	185
09/23/2023	at South Fla.	41	162	3	29	22	435	2	59	22-29-0	435	2	59	1	5	0	5	2	11	0	9	597
09/30/2023	East Carolina	38	145	1	39	21	246	0	34	21-45-1	246	0	34	3	66	0	32	1	18	0	18	391
10/07/2023	UConn	30	104	2	20	15	215	2	59	15-19-0	215	2	59	2	44	0	22	0	0	0	0	319
10/19/2023	at Tulsa	42	158	0	40	11	138	1	30	11-22-1	138	1	30	0	0	0	0	1	0	0	0	296
10/28/2023	Tulane	40	194	1	43	22	263	2	38	22-30-1	263	2	38	1	18	0	18	0	0	0	0	457
11/04/2023	SMU	45	223	2	34	19	254	2	34	19-35-0	254	2	34	1	22	0	22	3	27	0	12	477
11/11/2023	at UTSA	43	199	2	31	16	182	1	22	16-27-0	182	1	22	0	0	0	0	4	67	1	50	381
11/18/2023	at Charlotte	31	84	1	15	11	74	0	16	11-25-1	74	0	16	1	0	0	0	1	-1	0	0	158
11/25/2023	Fla. Atlantic	24	151	2	75	13	128	1	36	13-19-0	128	1	36	1	21	0	21	1	-1	0	0	279
<b>Opponents</b>		<b>442</b>	<b>1842</b>	<b>19</b>	<b>75</b>	<b>205</b>	<b>2599</b>	<b>17</b>	<b>59</b>	<b>205-349-5</b>	<b>2599</b>	<b>17</b>	<b>59</b>	<b>16</b>	<b>261</b>	<b>0</b>	<b>32</b>	<b>16</b>	<b>166</b>	<b>1</b>	<b>50</b>	<b>4441</b>
<b>Rice</b>		<b>356</b>	<b>1351</b>	<b>19</b>	<b>57</b>	<b>255</b>	<b>3170</b>	<b>28</b>	<b>80</b>	<b>255-405-11</b>	<b>3170</b>	<b>28</b>	<b>80</b>	<b>24</b>	<b>501</b>	<b>0</b>	<b>44</b>	<b>18</b>	<b>220</b>	<b>1</b>	<b>39</b>	<b>4521</b>

## Opponents Averages

Games	Avg/ rush	Avg/ catch	Pass effic	KR avg	PR avg	All purpose avg/game	Total offense avg/game
12	4.2	12.7	134.5	16.3	10.4	409.7	370.1

Date	Opponent	Tackles			Sacks	Fumble		Pass Defense			blkd kick	PAT attempts			off			
		ua	a	total		tfl-yds	no-yds	ff	fr-yds	int-yds		qbh	brup	kick	kick	rush	rcv	saf
09/02/2023	at Texas	20	36	56	5.0-22	2-15	0	1-0	2-0	7	4	0	4-4	0	0	0	3	37
09/09/2023	Houston	41	22	63	6.0-30	2-16	1	1-0	1-0	0	7	0	5-5	0	0	0	7	41
09/16/2023	Texas Southern	42	24	66	3.0-5	0-0	0	0-0	0-0	0	3	0	1-1	0	0	0	0	7
09/23/2023	at South Fla.	39	26	65	11.0-43	4-27	0	0-0	0-0	2	3	0	4-4	0	1	0	0	42
09/30/2023	East Carolina	27	16	43	9.0-35	1-9	0	0-0	1-0	3	8	0	0-0	0	1	0	0	17
10/07/2023	UConn	42	14	56	4.0-17	2-14	3	3-50	1-0	3	3	0	3-4	0	1	0	15	38
10/19/2023	at Tulsa	28	46	74	5.0-18	1-9	0	0-0	0-0	3	2	0	1-1	0	0	0	0	10
10/28/2023	Tulane	29	14	43	4.0-12	1-9	0	0-0	1-11	3	5	0	3-3	0	0	0	3	30
11/04/2023	SMU	35	10	45	9.0-37	4-22	2	1-0	2-0	5	4	0	3-3	0	0	0	7	36
11/11/2023	at UTSA	42	4	46	10.0-65	6-45	2	1-0	0-0	1	3	0	4-4	0	0	0	0	34
11/18/2023	at Charlotte	30	42	72	4.0-16	1-8	1	1-0	2-37	0	3	0	1-1	0	0	0	0	7
11/25/2023	Fla. Atlantic	48	32	80	4.0-18	1-10	0	0-0	1-0	2	6	0	3-3	0	0	0	0	21
<b>Opponents</b>		<b>423</b>	<b>286</b>	<b>709</b>	<b>74.0-318</b>	<b>25-184</b>	<b>9</b>	<b>8-50</b>	<b>11-48</b>	<b>29</b>	<b>51</b>	<b>0</b>	<b>32-33</b>	<b>0</b>	<b>3</b>	<b>0</b>	<b>35</b>	<b>320</b>
<b>Rice</b>		<b>427</b>	<b>338</b>	<b>765</b>	<b>62.0-257</b>	<b>21-142</b>	<b>9</b>	<b>7-9</b>	<b>5-98</b>	<b>28</b>	<b>47</b>	<b>2</b>	<b>45-45</b>	<b>1</b>	<b>2</b>	<b>0</b>	<b>56</b>	<b>363</b>

Date	Opponent	Punting								Field Goals			Kickoffs					
		no.	yds	avg	long	blkd	tb	fc	50+	i20	md-att	long	blkd	no.	yds	avg	tb	ob
09/02/2023	at Texas	2	89	44.5	45	0	0	2	0	1	3-4	49	0	7	430	61.4	4	1
09/09/2023	Houston	3	159	53.0	66	0	1	0	1	1	0-0	0	0	5	303	60.6	1	0
09/16/2023	Texas Southern	9	353	39.2	45	0	0	3	0	2	0-0	0	0	2	95	47.5	0	0
09/23/2023	at South Fla.	2	72	36.0	39	0	0	0	0	1	2-2	40	0	8	500	62.5	3	0
09/30/2023	East Carolina	3	132	44.0	55	0	0	0	1	1	3-3	38	0	5	318	63.6	4	1
10/07/2023	UConn	5	200	40.0	55	0	1	1	1	1	1-2	47	0	7	360	51.4	1	0
10/19/2023	at Tulsa	6	291	48.5	62	0	0	1	2	3	1-1	45	0	3	194	64.7	1	0
10/28/2023	Tulane	1	48	48.0	48	0	0	0	0	0	3-4	44	0	6	382	63.7	3	0
11/04/2023	SMU	2	39	19.5	39	1	0	1	0	0	3-4	51	0	8	498	62.3	4	0
11/11/2023	at UTSA	3	130	43.3	53	0	0	2	1	3	2-2	47	0	7	455	65.0	5	0
11/18/2023	at Charlotte	6	258	43.0	54	0	1	0	1	2	0-1	0	0	2	122	61.0	1	0
11/25/2023	Fla. Atlantic	5	249	49.8	68	0	0	1	1	1	0-0	0	0	4	260	65.0	4	0
<b>Opponents</b>		<b>47</b>	<b>2020</b>	<b>43.0</b>	<b>68</b>	<b>1</b>	<b>3</b>	<b>11</b>	<b>8</b>	<b>16</b>	<b>18-23</b>	<b>51</b>	<b>0</b>	<b>64</b>	<b>3917</b>	<b>61.2</b>	<b>31</b>	<b>2</b>

# RED ZONE

## Rice Inside Opponent Red-Zone

Date	Opponent	Score	Times				Rush TDs	Pass TDs	FGs Made	Failed to score inside RZ					
			In RZ	Scored	Total Pts	TDs				FGA	Down	Int	Fumb	Half	Game
09/02/2023	at Texas	L 10-37	1	1	7	1	0	1	0	0	0	0	0	0	0
09/09/2023	Houston	W 43-41	6	5	36	5	3	2	0	0	0	1	0	0	0
09/16/2023	Texas Southern	W 59-7	5	5	35	5	4	1	0	0	0	0	0	0	0
09/23/2023	at South Fla.	L 29-42	4	3	22	3	0	3	0	1	0	0	0	0	0
09/30/2023	East Carolina	W 24-17	3	3	17	2	1	1	1	1	0	0	0	0	0
10/07/2023	UConn	L 31-38	4	3	17	2	1	1	1	2	0	0	0	0	0
10/19/2023	at Tulsa	W 42-10	4	4	28	4	3	1	0	0	0	0	0	0	0
10/28/2023	Tulane	L 28-30	3	3	21	3	2	1	0	0	0	0	0	0	0
11/04/2023	SMU	L 31-36	4	4	24	3	1	2	1	1	0	0	0	0	0
11/11/2023	at UTSA	L 14-34	0	0	0	0	0	0	0	0	0	0	0	0	0
11/18/2023	at Charlotte	W 28-7	5	5	28	3	2	1	2	2	0	0	0	0	0
11/25/2023	Fla. Atlantic	W 24-21	6	4	24	3	0	3	1	1	1	1	0	0	0
<b>Totals 40 of 45 (88.9%)</b>			<b>45</b>	<b>40</b>	<b>259</b>	<b>34</b>	<b>17</b>	<b>17</b>	<b>6</b>	<b>8</b>	<b>1</b>	<b>2</b>	<b>0</b>	<b>0</b>	<b>0</b>

## Opponents Inside Rice Red-Zone

Date	Opponent	Score	Times				Rush TDs	Pass TDs	FGs Made	Failed to score inside RZ					
			In RZ	Scored	Total Pts	TDs				FGA	Down	Int	Fumb	Half	Game
09/02/2023	Texas	L 10-37	5	4	20	2	1	1	2	3	0	0	0	0	0
09/09/2023	Houston	W 43-41	7	6	41	6	4	2	0	0	1	0	0	0	0
09/16/2023	Texas Southern	W 59-7	2	1	7	1	0	1	0	0	1	0	0	0	0
09/23/2023	South Fla.	L 29-42	7	5	32	4	3	1	1	1	0	0	1	0	1
09/30/2023	East Carolina	W 24-17	5	3	14	1	1	0	2	2	1	1	0	0	0
10/07/2023	UConn	L 31-38	2	2	14	2	2	0	0	0	0	0	0	0	0
10/19/2023	Tulsa	W 42-10	1	0	0	0	0	0	0	0	1	0	0	0	0
10/28/2023	Tulane	L 28-30	4	2	14	2	1	1	0	1	1	0	0	0	0
11/04/2023	SMU	L 31-36	3	3	16	2	2	0	1	1	0	0	0	0	0
11/11/2023	UTSA	L 14-34	5	4	24	3	2	1	1	1	0	0	1	0	0
11/18/2023	Charlotte	W 28-7	2	1	7	1	1	0	0	0	0	0	0	0	0
11/25/2023	Fla. Atlantic	W 24-21	1	1	7	1	1	0	0	0	0	0	0	0	0
<b>Totals 32 of 44 (72.7%)</b>			<b>44</b>	<b>32</b>	<b>196</b>	<b>25</b>	<b>18</b>	<b>7</b>	<b>7</b>	<b>9</b>	<b>5</b>	<b>1</b>	<b>2</b>	<b>0</b>	<b>1</b>

# PLAY BREAKDOWN

## 20-YARD PLUS PLAYS

Yds	Type	Players	Opponent
80*	Pass	Dean Connors from JT Daniels	USF
72	INT	Gabriel Taylor	Tulane
70*	Pass	Kobie Campbell from JT Daniels	Texas Southern
57	Rush	Dean Connors	SMU
54*	Rush	Dean Connors	Tulsa
51	Pass	Luke McCaffrey from JT Daniels	USF
47	Pass	Luke McCaffrey from JT Daniels	USF
44	Pass	Landon Ransom-Goelz from JT Daniels	Texas Southern
44*	Pass	Landon Ransom-Goelz from JT Daniels	East Carolina
44	KR	Quinton Jackson	SMU
41	KR	Quinton Jackson	UCONN
41	Pass	Jack Bradley from JT Daniels	Tulsa
40	Rush	Luke McCaffrey	Charlotte
39	PR	Sean Fresch	East Carolina
38	Pass	Rawson MacNeill from JT Daniels	UCONN
37	Rush	Dean Connors	Houston
37	Pass	Rawson MacNeill from Chase Jenkins	SMU
36	Pass	Braylen Walker from JT Daniels	Texas
36*	Pass	Luke McCaffrey from JT Daniels	Texas Southern
35	Pass	Juma Otoviano from JT Daniels	Houston
35*	Pass	Braylen Walker from JT Daniels	Texas Southern
35*	Pass	Luke McCaffrey from JT Daniels	Tulane
34	KR	Quinton Jackson	UCONN
34	Rush	Dean Connors	Charlotte
33	Pass	Luke McCaffrey from JT Daniels	East Carolina
33	KR	Quinton Jackson	UCONN
32*	Pass	Luke McCaffrey from JT Daniels	Houston
32	Rush	Dean Connors	Texas Southern
32	Pass	Matt Sykes from JT Daniels	Tulsa
31	Pass	Boden Groen from JT Daniels	Texas Southern
31	Pass	Landon Ransom-Goelz	USF
31	Pass	Rawson MacNeill from JT Daniels	SMU
30	Pass	Rawson MacNeill from JT Daniels	East Carolina
30*	Pass	Luke McCaffrey from JT Daniels	UCONN
30	Rush	Dean Connors	Charlotte
30	Pass	Luke McCaffrey from AJ Padgett	Florida Atlantic
29	Pass	Luke McCaffrey from JT Daniels	Tulsa
29	Pass	Landon Ransom-Goelz from Chase Jenkins	SMU
28	Rush	Chase Jenkins	Texas Southern
28	Rush	Chase Jenkins	East Carolina
27	Pass	Braylen Williams from JT Daniels	USF
27	Pass	Luke McCaffrey from AJ Padgett	USF
27*	Pass	Luke McCaffrey from AJ Padgett	UTSA
26	KR	Sean Fresch	Houston
26	KR	Sean Fresch	Texas Southern
26	KR	Quinton Jackson	USF
25	Pass	Luke McCaffrey from JT Daniels	UCONN
25	Rush	Dean Connors	UCONN
25	KR	Quinton Jackson	Tulsa
24	Pass	Luke McCaffrey from JT Daniels	USF
24	Pass	Dean Connors from JT Daniels	East Carolina
24*	Rush	Juma Otoviano	UCONN
24	Pass	Boden Groen from JT Daniels	Tulsa
23	Pass	Boden Groen from JT Daniels	Houston
23	Pass	Jovoni Johnson-McCray from JT Daniels	Houston
23	Pass	Dean Connors from JT Daniels	UCONN
23	Rush	Dean Connors	Tulsa
23	Rush	Dean Connors	Charlotte
22	Pass	Rawson MacNeill from JT Daniels	Tulsa
22	KR	Quinton Jackson	SMU
22*	Pass	Landon Ransom-Goelz from AJ Padgett	UTSA
22	Rush	Dean Connors	Charlotte
22	Pass	Boden Groen from AJ Padgett	Charlotte
21	Pass	Rawson MacNeill from JT Daniels	USF
21	KR	Quinton Jackson	Tulsa
21*	Pass	Luke McCaffrey from JT Daniels	Tulsa
21	Rush	Juma Otoviano	Tulane
21	Pass	Luke McCaffrey from AJ Padgett	Florida Atlantic
20	Pass	Dean Connors from JT Daniels	Houston
20	Pass	Boden Groen from JT Daniels	USF
20	KR	Quinton Jackson	USF
20	Pass	Dean Connors from JT Daniels	UCONN
20	Pass	Rawson MacNeill from JT Daniels	UCONN
20	Pass	Dean Connors from JT Daniels	Tulsa
20	PR	Sean Fresch	Tulsa
20	Rush	Braylen Walker	SMU
20	Pass	Landon Ransom-Goelz from AJ Padgett	UTSA
20	Rush	Dean Connors	Charlotte
20*	Pass	Luke McCaffrey from AJ Padgett	Charlotte
20*	Pass	Boden Groen from AJ Padgett	Florida Atlantic
20	Rush	Dean Connors	Florida Atlantic
20	Pass	Luke McCaffrey from AJ Padgett	Florida Atlantic

\* touchdown scored on play

## LONG PLAYS BY THE NUMBERS

Long Plays by Yards	No.	TD
100+ .....	0	0
90-99 .....	0	0
80-89 .....	1	1
70-79 .....	2	1
60-69 .....	0	0
50-59 .....	3	1
40-49 .....	7	1
30-39 .....	23	5
20-29 .....	46	5

20+ Yard Plays by Type	No.	TD
Rushing .....	17	2
Passing .....	51	12
Punt returns.....	2	0
Kick returns.....	11	0
Interceptions.....	1	0
Fumble returns.....	0	0
Other.....	0	0
<b>TOTAL.....</b>	<b>81</b>	<b>14</b>

## 20+ Yard Plays by Player

Player	No.	TD	R	P	KR	PR	IR	FR
Luke McCaffrey.....	18	7	1	17	0	0	0	0
Dean Connors.....	18	2	12	6	0	0	0	0
Quinton Jackson.....	9	0	0	0	9	0	0	0
Landon Ransom-Goelz.....	7	1	0	7	0	0	0	0
Rawson MacNeill.....	6	0	0	6	0	0	0	0
Braylen Walker.....	4	1	1	3	0	0	0	0
Sean Fresch.....	4	0	0	0	2	2	0	0
Boden Groen.....	6	1	0	6	0	0	0	0
Juma Otoviano.....	3	1	2	1	0	0	0	0
Chase Jenkins.....	2	0	2	0	0	0	0	0
Kobie Campbell.....	1	1	0	1	0	0	0	0
Jack Bradley.....	1	0	0	1	0	0	0	0
Jovoni Johnson-McCray.....	1	0	0	1	0	0	0	0
Matt Sykes.....	1	0	0	1	0	0	0	0
Gabriel Taylor.....	1	0	0	0	0	0	1	0
<b>TOTAL.....</b>	<b>82</b>	<b>14</b>	<b>18</b>	<b>50</b>	<b>11</b>	<b>2</b>	<b>1</b>	<b>0</b>

## LONGEST PLAYS OF THE YEAR

**Rushing**  
57 Dean Connors vs. SMU (11/4/2023)

**Rushing Touchdown**  
54 Dean Connors at Tulsa (10/19/2023)

**Passing**  
80 Dean Connors from JT Daniels at USF (9/23/2023)

**Passing Touchdown**  
80 Dean Connors from JT Daniels at USF (9/23/2023)

**Punt Return**  
39 Sean Fresch vs. East Carolina (9/30/2023)

**Kick Return**  
44 Quinton Jackson vs. SMU (11/4/2023)

**Interception Return**  
72 Gabriel Taylor vs. Tulane (10/28/2023)

**Fumble Return**  
6 Izeya Floyd at UTSA (11/11/2023)

**Field Goal Return**  
None

**Punt**  
64 Conor Hunt vs. Houston (9/9/2023)

**Field Goal**  
48 Tim Horn vs. Texas Southern (9/16/2023)



# GAME 13- TEXAS STATE



Sept. 2, 2023 • DKR Texas Memorial Stadium (98,017) • Austin, Texas		
<b>RICE</b>	<b>10</b>	
<b>NO. 11 TEXAS</b>	<b>37</b>	

**AUSTIN, Texas** - Rice was held to just 176 yards of offense as it fell to No. 11 Texas, 37-10, Saturday afternoon in both team's 2023 opener.

Score by Quarters	1	2	3	4	F	
Rice Owls	3	0	0	7	10	Record: (0-1, 0-0)
Texas Longhorns	7	9	21	0	37	Record: (1-0, 0-0)

### Scoring Summary

- 1st 10:07 RICE - Horn 43-yd field goal
- 07:27 UT - Brooks 37-yd pass from Ewers (Auburn kick)
- 2nd 12:59 UT - Auburn 27-yd field goal
- 07:51 UT - Auburn 46-yd field goal
- 00:00 UT - Auburn 49-yd field goal
- 3rd 09:37 UT - Mitchell 9-yd pass from Ewers (Auburn kick)
- 05:33 UT - Sanders 44-yd pass from Ewers (Auburn kick)
- 00:57 UT - Ewers 1-yd run (Auburn kick)
- 4th 03:04 RICE - McCaffrey 15-yd pass from Daniels (Horn kick)

	RICE	UT
<b>FIRST DOWNS</b>	<b>8</b>	<b>24</b>
Rushing	3	7
Passing	5	16
Penalty	0	1
Rushing Attempts	25	39
Yds Gained Rushing	51	194
Yds Lost Rushing	24	36
<b>NET YDS RUSHING</b>	<b>27</b>	<b>158</b>
<b>NET YDS PASSING</b>	<b>149</b>	<b>300</b>
Comp-Att-Int	14-26-2	22-36-0
<b>TOTAL PLAYS-YDS</b>	<b>51-176</b>	<b>75-458</b>
Fumbles-Lost	1-1	0-0
Penalties-Yards	5-25	5-40
Punts-Avg	5-45.0	2-44.5
Punt Ret-Yds-TD	0-0-0	1-21-0
KO Ret-Yds-TD	2-26-0	1-13-0
INT Ret-Yds-TD	0-0-0	2-0-0
Possession Time	28:24	31:36
Third Down Conv	4 of 13	6 of 15
Fourth Down Conv	1 of 2	1 of 3
Red Zone Scores-Att	1-1	4-5
Sacks-Yds	2-19	2-15
Field Goals	1-1	3-4

**RUSHING: Rice** - Dean Connors 8-23; Kobie Campbell 1-6; Daelen Alexander 2-4; Braylen Walker 1-2; Juma Otoviano 6-1; Luke McCaffrey 2-(-1); Quinton Jackson 1-(-2); JT Daniels 4-(-6). **Texas** - Jaydon Blue 10-55; Jonathon Brooks 12-52; CJ Baxter 5-38; Quinn Ewers 8-12-1; Keilan Robinson 1-3; Savion Reed 3-(-2).

**PASSING: Rice** - JT Daniels 14-26-2-149-1. **Texas** - Quinn Ewers 19-30-0-260-3; Maalik Murphy 3-5-0-40-0; Team 0-1-0-0-0.

**RECEIVING: Rice** - Braylen Walker 2-47; Boden Groen 4-28; Luke McCaffrey 2-22-1; Dean Connors 2-7; JoVoni Johnson-McCray 1-14; Juma Otoviano 1-13; Quinton Jackson 1-9; Kobie Campbell 1-9. **Texas** - Xavier Worthy 7-90; Jordan Whittington 4-47; Adonai Mitchell 3-26-1; Ja'Tavion Sanders 2-44-1; Jonathon Brooks 2-42-1; Johntay Cook II 2-26; Isaiah Neyor 1-14; Keilan Robinson 1-11.

**INTERCEPTIONS: Rice** - None. **Texas** - Jaylan Ford 1-0; Austin Jordan 1-0.

**FUMBLES: Rice** - Quinton Jackson 1-1. **Texas** - None.

**SACKS: Rice** - De'Braylon Carroll 1.0-12; Josh Percy 1.0-7. **Texas** - Ethan Burke 1.5-10; David Gbenda 0.5-5.

**TACKLES (UA-A): Rice** - Sean Fresch 4-4; Plae Wyatt 3-5; Myron Morrison 1-6; Tre'shon Devones 4-2; Marcus Williams 2-4; Chris Conti 1-3; Coleman Coco 0-4; Gabriel Taylor 3-0; Josh Percy 3-0; Jonathan Jean 3-0; De'Braylon Carroll 2-1; Chike Anigbogu 2-1; Demone Green 1-2; Blake Boenisch 1-2; Andrew Awe 2-0; Tyson Flowers 1-1; DJ Arkansas 1-1; JoVoni Johnson-McCray 1-0; Lamont Narcisse 1-0; Van Heitmann 1-0; Landon Ransom-Goelz 1-0; Elroyal Morris 1-0; Izeyya Floyd 0-1; Daveon Hook 0-1; Chibby Nwajuaku 0-1; Kenny Seymour, Jr. 0-1. **Texas** - David Gbenda 3-3; Malik Muhammad 5-0; T'Vondre Sweat 2-3; Jaylan Ford 1-4; Ethan Burke 1-3; Michael Taaffe 1-2; Derek Williams, Jr. 1-2; Kitan Crawford 2-0; Jaylon Guilbeau 1-1; Trill Carter 1-1; Barryn Sorrell 0-2; Byron Murphy II 0-2; Vernon Broughton 0-2; Jahdae Barron 0-2; Jett Bush 0-2; Anthony Hill, Jr. 1-0; Gavin Holmes 1-0; Ryan Watts 0-1; Jerrin Thompson 0-1; Austin Jordan 0-1; Liona Lefau 0-1; Quintrevion Wisner 0-1; Kristopher Ross 0-1.

Sept. 9, 2023 • Rice Stadium (23,425) • Houston, Texas		
<b>HOUSTON</b>	<b>41</b>	
<b>RICE</b>	<b>43</b>	

**HOUSTON** - Jonathan Jean knocked away Donovan Smith's attempt for a tying two-point conversion in the second overtime to give Rice a 43-41 win over Houston and bring the Bayou Bucket back to South Main for the first time since 2010.

Score by Quarters	1	2	3	4	OT	2OT	F	
Houston Cougars	0	7	0	21	7	6	41	Record: (1-1, 0-0)
Rice Owls	21	7	0	0	7	8	43	Record: (1-1, 0-0)

### Scoring Summary

- 1st 10:11 RICE - McCaffrey 10-yd pass from Daniels (Horn kick)
- 04:17 RICE - Alexander 1-yd run (Horn kick)
- 03:00 RICE - McCaffrey 32-yd pass from Daniels (Horn kick)
- 2nd 08:32 RICE - Walker 15-yd pass from Daniels (Horn kick)
- 02:42 UH - Golden 10-yd pass from Smith (Martin kick)
- 4th 14:05 UH - Smith 1-yd run (Martin kick)
- 03:46 UH - Sneed 14-dy run (Martin kick)
- 00:15 UH - Smith 1-yd run (Martin kick)
- OT 00:00 UH - Golden 2-yd pass from Smith (Martin kick)
- 00:00 RICE - Alexander 3-yd run (Horn kick)
- 2OT 00:00 RICE - Alexander 1-yd run (Alexander run)
- 00:00 UH - Smith 2-yd run (Golden pass from Smith failed)

	UH	RICE
<b>FIRST DOWNS</b>	<b>27</b>	<b>24</b>
Rushing	11	5
Passing	14	17
Penalty	2	2
Rushing Attempts	38	31
Yds Gained Rushing	205	100
Yds Lost Rushing	22	31
<b>NET YDS RUSHING</b>	<b>183</b>	<b>69</b>
<b>NET YDS PASSING</b>	<b>260</b>	<b>401</b>
Comp-Att-Int	24-43-1	28-42-1
<b>TOTAL PLAYS-YDS</b>	<b>81-443</b>	<b>73-470</b>
Fumbles-Lost	0-0	1-1
Penalties-Yards	6-44	4-38
Punts-Avg	3-53.0	4-40.2
Punt Ret-Yds-TD	2-24-0	1-0-0
KO Ret-Yds-TD	3-37-0	4-69-0
INT Ret-Yds-TD	1-0-0	1-0-0
Possession Time	28:10	31:50
Third Down Conv	9 of 17	8 of 14
Fourth Down Conv	2 of 4	1 of 1
Red Zone Scores-Att	6 of 7	5 of 6
Sacks-Yds	2-16	3-20
Field Goals	0-0	0-0

**RUSHING: Rice** - Dean Connors 8-48; Juma Otoviano 10-19; Daelen Alexander 5-13-3; Micah Barnett 2-5; Team 1-(-1); JT Daniels 3-(-7); Kobie Campbell 2-(-8). **Houston** - Tony Mathis, Jr. 8-60; Donovan Smith 16-57-3; Stacy Sneed 9-41-1; Parker Jenkins 4-27; Team 1-(-2).

**PASSING: Rice** - JT Daniels 28-42-1-401-3. **HOUSTON** - Donovan Smith 24-42-1-260-2; Joseph Manjack IV 0-1-0-0-0.


**RECEIVING: Rice** - Luke McCaffrey 7-99-2; Dean Connors 7-82; Braylen Walker 4-69-1; JoVoni Johnson-McCray 2-40; Juma Otoviano 1-35; Boden Groen 3-32; Kobie Campbell 2-24; Rawson MacNeill 1-15; Jack Bradley 1-5. **Houston** - Samuel Brown 9-138; Matthew Golden 5-60-2; Joseph Manjack IV 4-35; Tony Mathis, Jr. 3-22; Joshua Cobbs 1-8; Stephon Johnson, Jr. 1-3; Stacy Sneed 1-(-6).


**INTERCEPTIONS: Rice** - Tre'shon Devones 1-0. **Houston** - Isaiah Hamilton 1-0.

**FUMBLES: Rice** - Braylen Walker 1-1. **Houston** - None.

**SACKS: Rice** - Coleman Coco 2.0-19; Demone Green 1.0-1. **Houston** - Nelson Ceaser 2.0-16.


**TACKLES (UA-A): Rice** - Josh Percy 5-2; Gabriel Taylor 4-3; Chris Conti 5-1; Plae Wyatt 4-2; Coleman Coco 4-2; Myron Morrison 4-1; Sean Fresch 4-0; Jonathan Jean 4-0; De'Braylon Carroll 1-3; Demone Green 3-0; Chike Anigbogu 2-0; Daveon Hook 1-0; Tre'shon Devones 1-0; Elijah Mojarro 1-0; Max Ahoia 1-0; Elroyal Morris 1-0; Marcus Williams 1-0; Geron Hargon 1-0; Blake Boenisch 1-0; DJ Arkansas 1-0. **Houston** - Alex Hogan 7-0; Nelson Ceaser 4-3; Malik Robinson 3-4; A.J. Haulcy 3-3; Noah Guzman 4-1; Trimarcus Cheeks 3-1; Jamal Morris 3-1; Isaiah Hamilton 3-1; Zykeius Strong 0-3; C.J. Nelson 2-0; Malik Fleming 2-0; Ha-keem Ajijolaiya 1-1; Jalen Garner 0-2; Brandon Mack 1-0; Jalen Emery 1-0; Hasaan Hypolite 1-0; Anthony Holmes, Jr. 1-0; Tony Mathis, Jr. 1-0; Jalyn Stanford 1-0; Sedrick Williams 0-1; David Ugwoegbu 0-1.

Sept. 16, 2023 • Rice Stadium (18,103) • Houston, Texas						
	<b>TEXAS SOUTHERN</b>					<b>10</b>
	<b>RICE</b>					<b>37</b>
<b>HOUSTON</b> - JT Daniels tied his career high with four touchdown passes, all in the first half, and Rice never gave Texas Southern an opportunity to respond as the Owls sprinted to a 59-7 win at Rice Stadium on Saturday and complete a first-ever sweep of games against Houston and TSU.						
<b>Score by Quarters</b>	<b>1</b>	<b>2</b>	<b>3</b>	<b>4</b>	<b>F</b>	
Texas Southern Tigers	0	7	0	0	7	Record: (0-3, 0-1)
Rice Owls	28	14	10	7	59	Record: (2-1, 0-0)
<b>Scoring Summary</b>						
1st	13:04 RICE - Alexander 1-yd run (Horn kick)					
	11:06 RICE - Walker 35-yd pass from Daniels (Horn kick)					
	09:29 RICE - Campbell 70-yd pass from Daniels (Horn kick)					
	05:55 RICE - Bradley 1-yd pass from Daniels (Horn kick)					
2nd	09:37 RICE - Connors 3-yd run (Horn kick)					
	04:17 TSU - Johnson 15-yd pass from Wilson (Falkenburg kick)					
	01:12 RICE - McCaffrey 36-yd pass from Daniels (Horn kick)					
3rd	11:02 RICE - Horn 48-yd field goal					
	06:31 RICE - Alexander 1-yd run (Horn kick)					
4th	03:13 RICE - Francisco 4-yd run (Gota kick)					
	<b>TSU</b>					<b>RICE</b>
<b>FIRST DOWNS</b>	<b>10</b>					<b>25</b>
Rushing	3					14
Passing	4					7
Penalty	3					4
Rushing Attempts	31					51
Yds Gained Rushing	109					241
Yds Lost Rushing	28					10
<b>NET YDS RUSHING</b>	<b>81</b>					<b>231</b>
<b>NET YDS PASSING</b>	<b>104</b>					<b>254</b>
Comp-Att-Int	9-19-0					12-18-0
<b>TOTAL PLAYS-YDS</b>	<b>50-185</b>					<b>69-485</b>
Fumbles-Lost	3-2					0-0
Penalties-Yards	11-94					6-60
Punts-Avg	9-39.2					2-50.5
Punt Ret-Yds-TD	0-0-0					3-33-0
KO Ret-Yds-TD	2-35-0					1-26-0
INT Ret-Yds-TD	0-0-0					0-0-0
Possession Time	24:26					35:34
Third Down Conv	2 of 13					6 of 12
Fourth Down Conv	0 of 1					1 of 2
Red Zone Scores-Att	1-2					5-5
Sacks-Yds	0-0					1-7
Field Goals	0-0					1-1
<b>RUSHING: Texas Southern</b> - LaDarius Owens 11-48; Jace Wilson 7-32; Jack Nance 0-3; Ja'Corey Howard 4-1; Da'Veon Ford 6-0; AJ Bennett 1(-9). <b>Rice</b> - Dean Connors 8-66-1; Chase Jenkins 3-45; Juma Otoviano 10-33; Ari Broussard 10-32; Daelen Alexander 7-23-2; Quinton Jackson 3-14; Micah Barnett 4-12; Braylen Walker 1-8; Christian Francisco 1-4-1; JT Daniels 1-0; Team 3(-6).						
<b>PASSING: Texas Southern</b> -Jace Wilson 9-19-0-104-1. <b>Rice</b> - JT Daniels 11-17-0-255-4; Chase Jenkins 1-1-0(-1)-0.						
<b>RECEIVING: Texas Southern</b> - Jyrin Johnson 4-49-1; Derek Morton 1-31; AJ Bennett 1-10; Savion Sims 1-8; LaDarius Owens 1-6; Quaydarius Davis 1-0; Ja'Corey Howard1-0; Tavaris Achane 1-0. <b>Rice</b> - Kobie Campbell 1-70-1; Luke McCaffrey 2-50-1; Landon Ransom-Goelz 2-49; Boden Groen 2-37; Braylen Walker 1-35-1; Dean Connors 1-7; Rawson MacNeill 1-6; Jack Bradley 1-1-1; Drayden Dickman 1(-1).						
<b>INTERCEPTIONS: Texas Southern</b> - None. <b>Rice</b> - None.						
<b>FUMBLES: Texas Southern</b> - AJ Bennett 1-1; Jace Wilson 1-1. <b>Rice</b> - None.						
<b>SACKS: Texas Southern</b> - None. <b>Rice</b> - Chike Anigbogu 1.0-7.						
<b>TACKLES (UA-A): Texas Southern</b> - Jadrian McGraw 6-1; Elinus Noel III 6-1; Ja'Corey Benjamin 5-2; Javius Williams 5-1; Calvin Henderson 3-3; Jacob Williams 2-3; Canary Simmons 2-2; Viramontes Pippens 1-3; David Walker 2-1; KeShon Spraggins 1-2; Xavier Kately 2-0; Brian Booker 0-2; Alex Bouldin 1-0; Xavier Goynes 1-0; Charles George 1-0; Michael Akins 1-0; Savion Sims 1-0; Walteze Champ 1-0; Nahamani Harris 0-1; Umar Yaro 0-1; Atravon Bossier 0-1. <b>Rice</b> - Josh Percy 4-1; Marcus Williams 4-1; DJ Arkansas 4-1; Myron Morrison 3-1; Plae Wyatt 3-0; Elroyal Morris 2-1; Gabriel Taylor 2-0; Chibby Nwajuaku 1-1; Max Ahoia 1-0; De'Braylon Carroll 1-0; Andrew Awe 1-0; Chike Anigbogu 1-0; Chris Conti 1-0; Coleman Coco 1-0; Lamont Narcisse 1-0; Joseph Mutombo 1-0; Ty Anthony Morris 1-0; Tre'Shon Devones 0-1; Jordan Campbell 0-1.						

Sept. 23, 2023 • Raymond James Stadium • Tampa, Fla.						
	<b>RICE</b>					<b>29</b>
	<b>USF</b>					<b>42</b>
<b>TAMPA</b> - Rice and South Florida traded leads throughout the first three quarters, but the Bulls prevailed to spoil Rice's debut in the AAC 42-29 Saturday afternoon at Raymond James Stadium.						
<b>Score by Quarters</b>	<b>1</b>	<b>2</b>	<b>3</b>	<b>4</b>	<b>F</b>	
Rice Owls	7	7	7	8	29	Record: (2-2, 0-1)
USF Bulls	3	10	14	15	42	Record: (2-2, 1-0)
<b>Scoring Summary</b>						
1st	07:22 USF - Cannon 31-yd field goal					
	02:28 RICE - Alexander 3-yd pass from Daniels (Horn kick)					
2nd	14:07 USF - Cannon 40-yd field goal					
	01:35 USF - Powell 26-yd run (Cannon kick)					
	00:15 RICE - Connors 2-yd pass from Daniels (Horn kick)					
3rd	13:54 USF - Brown 1-yd run (Cannon kick)					
	07:53 RICE - Connors 80-yd pass from Daniels (Horn kick)					
	02:07 USF - Simmons 49-yd pass from Brown (Cannon kick)					
4th	13:22 USF - Atkins 8-yd pass from Brown (Cannon kick)					
	08:52 USF - Wright 1-yd run (Brown pass)					
	03:46 RICE - MacNeill 9-yd pass from Padgett (McCaffrey pass)					
	<b>RICE</b>					<b>USF</b>
<b>FIRST DOWNS</b>	<b>19</b>					<b>25</b>
Rushing	2					8
Passing	16					15
Penalty	1					2
Rushing Attempts	20					41
Yds Gained Rushing	44					194
Yds Lost Rushing	43					32
<b>NET YDS RUSHING</b>	<b>1</b>					<b>162</b>
<b>NET YDS PASSING</b>	<b>491</b>					<b>435</b>
Comp-Att-Int	34-50-0					22-29-0
<b>TOTAL PLAYS-YDS</b>	<b>70-492</b>					<b>70-597</b>
Fumbles-Lost	0-0					2-1
Penalties-Yards	6-41					9-89
Punts-Avg	4-33.2					2-36.0
Punt Ret-Yds-TD	0-0-0					2-11-0
KO Ret-Yds-TD	4-80-0					1-5-0
INT Ret-Yds-TD	0-0-0					0-0-0
Possession Time	32:27					27:33
Third Down Conv	7 of 18					6 of 11
Fourth Down Conv	4 of 5					0 of 0
Red Zone Scores-Att	3-4					5-7
Sacks-Yds	3-17					4-27
Field Goals	0-2					2-2
<b>RUSHING: USF</b> - Byrum Brown 14-82; K'wan Powell 9-55; Nay'Quan Wright 15-32; Kelley Joiner 1(-3); TEAM 2(-4) <b>Rice</b> - Juma Otoviano, 4-12; AJ Padgett,AJ 3-10; Luke McCaffrey 1-7; Dean Connors,Dean 5-2; Quinton Jackson 1(-2); Daelen Alexander 3(-5); JT Daniels 3(-23).						
<b>PASSING: USF</b> -Byrum Brown 22-29-0-435-2. <b>Rice</b> - JT Daniels 27-40-0-432-3; AJ Padgett 7-10-0-59-1.						
<b>RECEIVING: USF</b> -Jyrin Johnson 4-49-1; Derek Morton 1-31; AJ Bennett 1-10; Savion Sims 1-8; LaDarius Owens 1-6; Quaydarius Davis 1-0; Ja'Corey Howard1-0; Tavaris Achane 1-0. <b>Rice</b> - Kobie Campbell 1-70-1; Luke McCaffrey 2-50-1; Landon Ransom-Goelz 2-49; Boden Groen 2-37; Braylen Walker 1-35-1; Dean Connors 1-7; Rawson MacNeill 1-6; Jack Bradley 1-1-1; Drayden Dickman 1(-1).						
<b>INTERCEPTIONS: USF</b> - None. <b>Rice</b> - None.						
<b>FUMBLES: USF</b> - None. <b>Rice</b> - Marcus Williams.						
<b>SACKS: USF</b> - DJ Gordon IV 1.5-8; Jonathan Ross 1-11; Lloyd Summerall 1-5; Tramel Logan 5-3 <b>Rice</b> - De'Braylon Carroll 1-4; Plae Wyatt 1-9; Chris Conti 5-4; Myron Morrison 5-0.						
<b>TACKLES (UA-A): USF</b> - DJ Gordon IV, 2-4; Jhalyin Shuler 4-2; Braxton Clark,Braxton 5-0; Jonathan Ross 4-1; Jaelen Stokes 3-2; Logan Berryhill 4-1; Tramel Logan 2-2; Aamaris Brown 4-0; Lloyd Summerall 2-2; Daquan Evans 2-1; Soug Blue-El 2-1; Jayden Curry 2-1; Jason Vaughn,Jason 0-2; Dominic Gonnella 1-1; Immanuel Hickman 0-1; DJ Harris 0-1; Michael Williams II,Michael 1-0; Jamie Pettway,Jamie 0-1; Christopher Townsel, 0-1; Jarvis Lee 1-0; Christia Helms,Christian 0-1; Rashad Cheney,Rashad 0-1. <b>Rice</b> - Chris Conti 2-9; Morrison,Myron 2-9; Plae Wyatt,Plae 4-5; Gabriel Taylor 4-4; Jonathan Jean,Jonathan 4-3; De'Braylon Carroll 0-6; Tre'Shon Devones,Tre'shon 2-3; Josh Percy 2-3; Coleman Coco 0-3; SeanFresch 2-0; Marcus Williams 2-0; DJ Arkansas,DJ 0-2; Daveon Hook 2-0; Tyson Flowers 1-1; Demone Green 0-2; Izeya Floyd 0-2; Ty Anthony Morris 0-2; Colin Giffen 0-1; Ari Broussard,Ari 0-1; Blake Boenisch 1-0.						

# GAME 13- TEXAS STATE



Sept. 30, 2023 • Rice Stadium (19,598) • Houston, Texas		
	<b>EAST CAROLINA</b>	<b>17</b>
	<b>RICE</b>	<b>24</b>

**HOUSTON** - JT Daniels threw for 232 yards and a pair of touchdowns and Rice stymied East Carolina's last three drives with fourth down stops to give Rice a win in its inaugural home game in the American Athletic Conference, 24-17 at Rice Stadium on Saturday.

Score by Quarters	1	2	3	4	F	
East Carolina Pirates	3	6	0	8	17	Record: (1-4, 0-1)
Rice Owls	3	7	7	7	24	Record: (3-2, 1-1)

### Scoring Summary

- 1st 07:17 ECU - Conrad 35-yd field goal  
02:34 RICE - Horn 41-yd field goal
- 2nd 11:32 RICE - MacNeill 4-yd pass from Daniels (Horn kick)  
02:51 ECU - Conrad 27-yd field goal  
00:13 ECU - Conrad 38-yd field goal
- 3rd 00:49 RICE - Jenkins 4-yd run (Horn kick)
- 4th 08:24 ECU - Harris 1-yd run (Sowell pass from Flinn)  
06:24 RICE - Ransom-Goelz 44-yd pass from Daniels (Horn kick)

	ECU	RICE
<b>FIRST DOWNS</b>	<b>25</b>	<b>14</b>
Rushing	7	2
Passing	14	9
Penalty	4	3
Rushing Attempts	38	20
Yds Gained Rushing	172	72
Yds Lost Rushing	27	35
<b>NET YDS RUSHING</b>	<b>145</b>	<b>37</b>
<b>NET YDS PASSING</b>	<b>246</b>	<b>240</b>
Comp-Att-Int	21-45-1	19-34-1
<b>TOTAL PLAYS-YDS</b>	<b>83-391</b>	<b>54-277</b>
Fumbles-Lost	0-0	0-0
Penalties-Yards	6-59	10-68
Punts-Avg	3-44.0	5-42.6
Punt Ret-Yds-TD	1-18-0	1-39-0
KO Ret-Yds-TD	3-66-0	0-0-0
INT Ret-Yds-TD	1-0-0	1-15-0
Possession Time	34:58	25:02
Third Down Conv	6 of 18	4 of 11
Fourth Down Conv	2 of 6	0 of 0
Red Zone Scores-Att	3-5	3-3
Sacks-Yds	1-9	3-17
Field Goals	3-3	1-2

**RUSHING: East Carolina** - Javious Bond 7-72; Rahjal Harris 15-46-1; Alex Flinn 13-21; Kamarro Edmonds 2-7; Mason Garcia 1-(-1). **Rice** - Chase Jenkins 4-27-1; Juma Otoviano 2-11; Luke McCaffrey 1-5; Ari Broussard 3-4; Daelen Alexander 1-0; Dean Connors 5-(-1); Team 1-(-1); JoVoni Johnson-McCray 1-(-4); JT Daniels 2-(-4).

**PASSING: East Carolina** - Alex Flinn 21-44-1-246-0; Team 0-1-0-0-0. **Rice** - JT Daniels 18-32-1-232-2; Chase Jenkins 1-1-0-8-0; Luke McCaffrey 0-1-0-0-0.


**RECEIVING: East Carolina** - Chase Sowell 7-88; Jsi Hatfield 5-74; Shane Calhoun 3-34; Jaylen Johnson 4-28; Jhari Patterson 1-11; Brock Spalding 1-11. **Rice** - Landon Ransom-Goelz 2-54-1; Rawson MacNeill 4-51-1; Boden Groen 5-49; Luke McCaffrey 3-44; Dean Connors 1-24; Braylen Walker 3-12; Quinton Jackson 1-6.

**INTERCEPTIONS: East Carolina** - Teagan Wilk 1-0. **Rice** - Chris Conti 1-15.

**FUMBLES: East Carolina** - None. **Rice** - None.

**SACKS: East Carolina** - Chad Stephens 1.0-9. **Rice** - Chike Anigbogu 1.0-7; Gabriel Taylor 1.0-6; Demone Green 1.0-4.

**TACKLES (UA-A): East Carolina** - Antione Jackson 4-3; Julius Wood 4-2; Chad Stephens 3-1; Omar Rogers 3-1; Michael Edwards III 3-1; Taylor Jackson 1-2; Dontavious Nash 2-0; Teagan Wilk 1-1; Jeremy Lewis 0-2; Shavon Revel 0-2; Devon King 1-0; Javious Bond 1-0; D'Anta Johnson 1-0; BJ Davis 1-0; Isaiah Brown-Murray 1-0; Kingston McKinstry 1-0; RaRa Dillworth 0-1. **Rice** - Marcus Williams 5-4; Coleman Coco 3-5; Chris Conti 5-2; Gabriel Taylor 3-3; Sean Fresch 5-0; Plae Wyatt 2-3; Myron Morrison 2-3; Tre'shon Devones 4-0; Josh Pearcy 4-0; Izeya Floyd 1-2; Blake Boenisch 1-2; Jonathan Jean 2-0; Chike Anigbogu 2-0; Tyson Flowers 1-1; De'Braylon Carroll 0-2; Luke McCaffrey 1-0; DJ Arkansas 1-0; Tim Horn 1-0; Ty Anthony Morris 1-0; Demone Green 1-0; Jordan Campbell 0-1.

Oct. 7, 2023 • Rice Stadium (21,207) • Houston, Texas		
	<b>CONNECTICUT</b>	<b>38</b>
	<b>RICE</b>	<b>31</b>

**HOUSTON** - Luke McCaffrey and Juma Otoviano both scored twice while JT Daniels topped 300 yards for the third time this season, but Rice could not overcome four turnovers in a 38-31 loss to UConn at Rice Stadium.

Score by Quarters	1	2	3	4	F	
UConn Huskies	0	20	8	10	38	Record: (1-5)
Rice Owls	14	0	7	10	31	Record: (3-3, 1-1)

### Scoring Summary

- 1st 06:53 RICE - Otoviano 24-yd run (Horn kick)  
00:33 RICE - Otoviano 7-yd run (Horn kick)
- 2nd 10:49 UCONN - Stafford 1-yd run (McFadden kick blocked)  
09:54 UCONN - Mitchell 50-yd fumble return (McFadden kick)  
03:48 UCONN - Ross 41-yd pass from Roberson (McFadden kick)
- 3rd 09:52 UCONN - Stafford 1-yd run (Joly pass from Roberson)  
02:00 RICE - McCaffrey 4-yd pass from Daniels (Horn kick)
- 4th 14:02 UCONN - McFadden 47-yd field goal  
06:56 RICE - McCaffrey 30-yd pass from Daniels (Horn kick)  
05:06 UCONN - Joly 59-yd pass from Roberson (McFadden kick)  
00:40 RICE - Horn 23-yd field goal

	UCONN	RICE
<b>FIRST DOWNS</b>	<b>12</b>	<b>26</b>
Rushing	5	6
Passing	7	17
Penalty	0	3
Rushing Attempts	30	22
Yds Gained Rushing	108	134
Yds Lost Rushing	4	22
<b>NET YDS RUSHING</b>	<b>104</b>	<b>112</b>
<b>NET YDS PASSING</b>	<b>215</b>	<b>362</b>
Comp-Att-Int	15-19-0	33-49-1
<b>TOTAL PLAYS-YDS</b>	<b>49-319</b>	<b>71-474</b>
Fumbles-Lost	0-0	5-3
Penalties-Yards	6-48	6-42
Punts-Avg	5-40.0	2-24.5
Punt Ret-Yds-TD	0-0-0	1-7-0
KO Ret-Yds-TD	2-44-0	4-115-0
INT Ret-Yds-TD	1-0-0	0-0-0
Possession Time	29:03	30:57
Third Down Conv	2 of 9	4 of 10
Fourth Down Conv	0 of 0	1 of 2
Red Zone Scores-Att	2-2	3-4
Sacks-Yds	2-14	0-0
Field Goals	1-2	1-2

**RUSHING: UCONN** - Victor Rosa 18-89; Cam Edwards 7-8; Ta'Quan Roberson 1-7; Jelani Stafford 2-2-2; Team 2-(-2). **Rice** - Juma Otoviano 6-51-2; Dean Connors 7-42; Ari Broussard 3-14; Luke McCaffrey 1-12; Quinton Jackson 1-11; JT Daniels 4-(-18).

**PASSING: UCONN** - Ta'Quan Roberson 15-19-0-215-2. **Rice** - JT Daniels 33-49-1-362-2.


**RECEIVING: UCONN** - Justin Joly 7-96-1; Cameron Ross 3-55-1; Kevens Clercius 2-32; Geordon Porter 2-24; Victor Rosa 1-8. **Rice** - Luke McCaffrey 7-100-2; Rawson MacNeill 6-91; Dean Connors 7-88; Boden Groen 3-23; Juma Otoviano 4-16; Ari Broussard 2-14; Kobie Campbell 1-12; Braylen Walker 2-10; Quinton Jackson 1-8.

**INTERCEPTIONS: UCONN** - Chris Shearin 1-0. **Rice** - None.

**FUMBLES: UCONN** - None. **Rice** - JT Daniels 2-1; Braylen Walker 1-1; Sean Fresch 1-1; Juma Otoviano 1-0.

**SACKS: UCONN** - Pryce Yates 1.0-12; Eric Watts 1.0-2. **Rice** - None.

**TACKLES (UA-A): UCONN** - Lee Molette III 6-2; Jackson Mitchell 5-3; Chris Shearin 6-1; Durante Jones 4-2; Mumu Bin-Wahad 5-0; Noah Plack 2-1; Tui Faumuina-Brown 2-1; D'Mon Brinson 2-1; Joe McFadden 2-0; Langston Hardy 1-1; Raashaan Wilkins 1-1; Chris Hudson 1-0; Pryce Yates 1-0; Eric Watts 1-0; Jelani Stafford 1-0; Kevon Glenn 1-0; Donovan Branch 1-0; Dal'Mont Gouridine 0-1; Sokoya McDuffie 0-1. **Rice** - Plae Wyatt 7-3; Chris Conti 4-5; Myron Morrison 5-1; De'Braylon Carroll 2-2; Tre'shon Devones 3-0; Sean Fresch 2-1; Gabriel Taylor 2-1; Marcus Williams 2-1; Tyson Flowers 0-2; Blake Boenisch 0-2; Josh Pearcy 1-0; Lloyd McFarquhar 1-0; Max Ahoia 1-0; Coleman Coco 0-1; Izeya Floyd 0-1.

Oct. 19, 2023 • H.A. Chapman Stadium (18,527) • Tulsa, Okla.		
 <b>RICE</b>	<b>42</b>	
<b>TULSA</b>	<b>10</b>	

**TULSA, Okla.** - JT Daniels threw for 342 yards and Dean Connors ran for a career-high 120 and three touchdowns as Rice came off the bye week and secured its largest conference victory since 2013, defeating Tulsa, 42-10, Thursday night at H.A. Chapman Stadium.

Score by Quarters	1	2	3	4	F	
Rice Owls	14	7	14	7	42	Record: (4-3, 2-1)
Tulsa Golden Hurricane	0	10	0	0	10	Record: (3-4, 1-2)

### Scoring Summary

1st 12:37 RICE - Connors 54-yd run (Horn kick)  
02:42 RICE - McCaffrey 21-yd pass from Daniels (Horn kick)  
2nd 05:45 TLS - Meyer 45-yd field goal  
01:14 TLS - Benjamin 30-yd pass from Williams (Meyer kick)  
00:33 RICE - Ransom-Goelz 17-yd pass from Daniels (Horn kick)  
3rd 09:47 RICE - Daniels 8-yd run (Horn kick)  
00:23 RICE - Connors 2-yd run (Horn kick)  
4th 02:58 RICE - Connors 10-yd run (Horn kick)

	RICE	TLS
<b>FIRST DOWNS</b>	<b>24</b>	<b>14</b>
Rushing	9	5
Passing	15	8
Penalty	0	1
Rushing Attempts	31	42
Yds Gained Rushing	194	170
Yds Lost Rushing	24	14
<b>NET YDS RUSHING</b>	<b>170</b>	<b>156</b>
<b>NET YDS PASSING</b>	<b>342</b>	<b>138</b>
Comp-Att-Int	24-37-0	11-22-1
<b>TOTAL PLAYS-YDS</b>	<b>68-512</b>	<b>64-294</b>
Fumbles-Lost	0-0	2-2
Penalties-Yards	2-30	3-25
Punts-Avg	4-40.8	6-48.5
Punt Ret-Yds-TD	3-17-0	1-0-0
KO Ret-Yds-TD	2-46-0	0-0-0
INT Ret-Yds-TD	1-0-0	0-0-0
Possession Time	33:48	26:12
Third Down Conv	7 of 13	4 of 14
Fourth Down Conv	1 of 2	1 of 2
Red Zone Scores-Att	4-4	0-1
Sacks-Yds	3-10	1-9
Field Goals	0-0	1-1

**RUSHING: Rice** - Dean Connors 9-120-3; Juma Otoviano 9-44; Ari Broussard 4-17; JT Daniels 2-(-1)-1; Kobie Campbell 1-(-1); Luke McCaffrey 3-(-3); Team 3-(-6). **Tulsa** - Braylon Braxton 12-89; Anthony Watkins 11-29; Bill Jackson 6-19; Cardell Williams 9-13; Jordan Ford 4-6.

**PASSING: Rice** - JT Daniels 24-37-0-342-2. **Tulsa** - Cardell Williams 7-14-0-101-1; Braylon Braxton 4-8-1-37-0.


**RECEIVING: Rice** - Luke McCaffrey 6-99-1; Landon Ransom-Goelz 5-58-1; Rawson MacNeill 3-45; Boden Groen 4-41; Jack Bradley 1-41; Matt Sykes 1-32; Dean Connors 2-20; Juma Otoviano 2-6. **Tulsa** - Kamdyn Benjamin 3-48-1; Devan Williams 3-41; Carl Chester 2-28; Braylin Presley 1-21; Anthony Watkins 1-5; Jordan Ford 1-(-5).

**INTERCEPTIONS: Rice** - Gabriel Taylor 1-0. **Tulsa** - None.

**FUMBLES: Rice** - None. **Tulsa** - Braylon Braxton 1-1; Cardell Williams 1-1.

**SACKS: Rice** - Josh Pearcy 1.0-1; Jonathan Jean 1.0-0; Coleman Coco 0.5-5; Jordan Campbell 0.5-4. **Tulsa** - Owen Ostroski 1.0-9.

**TACKLES (UA-A): Rice** - Chris Conti 3-5; Josh Pearcy 5-2; Coleman Coco 3-4; Gabriel Taylor 4-1; Tre'shon Devones 4-1; Myron Morrison 1-4; Sean Fresch 3-0; Chike Anigbogu 2-1; Demone Green 2-0; DJ Arkansas 2-0; Plae Wyatt 1-1; Jonathan Jean 1-1; Blake Boenisch 1-0; Van Heitmann 1-0; Ty Anthony Morris 1-0; De'Braylon Carroll 0-1; Michael Larbie 0-1; Jordan Campbell 0-1; Izeya Floyd 0-1. **Tulsa** - Kendarin Ray 6-9; Julien Simon 2-5; Jaise Oliver 1-1; Owen Ostroski 2-3; Keuan Parker 2-2; Coleton Smith 2-2; Everitt Rogers 0-4; Reggie Ellis 0-4; Ben Kepenski 2-1; Mitchell Kulin 1-2; Dayne Hodge 1-2; Vontroy Malone 1-1; Kanion Williams 1-1; Joseph Anderson 0-2; Zaid Hamdan 0-2; Dorian Hopkins 0-2; Mal-achai Jones 1-0; Demarco Jones 1-0; Tyree Carlisle 1-0; Jayden Simon 0-1; Austin Ortega 0-1; Luke McGary 0-1.

Oct. 28, 2023 • Rice Stadium (20,436) • Houston, Texas		
 <b>NO. 22 TULANE</b>	<b>30</b>	
<b>RICE</b>	<b>28</b>	

**HOUSTON** - Rice roared back from a 20-point deficit against 22nd-ranked Tulane, but the Green Wave held off the Owls' hopes of an upset by grinding out the last 8:10 on the clock to escape with a 30-28 win at Rice Stadium on Saturday.

Score by Quarters	1	2	3	4	F	
Tulane Green Wave	10	17	0	3	30	Record: (7-1, 4-0)
Rice Owls	0	7	14	7	28	Record: (4-4, 2-2)

### Scoring Summary

1st 12:57 TLN - Ambrosio 44-yd field goal  
09:23 TLN - Brown 26-yd pass from Pratt (Ambrosio kick)  
05:26 RICE - Otoviano 5-yd run (Horn kick)  
2nd 13:59 TLN - Pratt 1-yd run (Ambrosio kick)  
03:12 TLN - Bauman 1-yd pass from Pratt (Ambrosio kick)  
00:00 TLN - Ambrosio 41-yd field goal  
3rd 07:44 RICE - Otoviano 3-yd run (Horn kick)  
04:15 RICE - Groen 4-yd pass from Daniels (Horn kick)  
4th 11:41 TLN - Ambrosio 43-yd field goal  
08:16 TLN - McCaffrey 35-yd pass from Daniels (Horn kick)

	RICE	TLN
<b>FIRST DOWNS</b>	<b>15</b>	<b>24</b>
Rushing	5	9
Passing	9	14
Penalty	1	1
Rushing Attempts	19	40
Yds Gained Rushing	82	194
Yds Lost Rushing	12	22
<b>NET YDS RUSHING</b>	<b>82</b>	<b>194</b>
<b>NET YDS PASSING</b>	<b>189</b>	<b>263</b>
Comp-Att-Int	18-29-1	22-30-1
<b>TOTAL PLAYS-YDS</b>	<b>48-241</b>	<b>70-457</b>
Fumbles-Lost	2-2	0-0
Penalties-Yards	4-40	5-45
Punts-Avg	4-37.8	1-48.0
Punt Ret-Yds-TD	1-5-0	0-0-0
KO Ret-Yds-TD	2-30-0	1-18-0
INT Ret-Yds-TD	1-72-0	1-11-0
Possession Time	23:55	36:05
Third Down Conv	4 of 9	5 of 13
Fourth Down Conv	0 of 0	2 of 3
Red Zone Scores-Att	3-3	2-4
Sacks-Yds	2-12	1-9
Field Goals	0-0	3-4

**RUSHING: Tulane** - Makhi Hughes 23-153; Michael Pratt 12-40-1; Shaadie Clayton-Johnson 2-11; Team 3-(-10). **Rice** - Juma Otoviano 9-38-2; Dean Connors 8-37; JT Daniels 2-7.

**PASSING: Tulane** - Michael Pratt 22-30-1-263-2. **Rice** - JT Daniels 18-29-1-189-2.

**RECEIVING: Tulane** - Chris Brazzell II 5-75; Yulkeith Brown 5-57-1; Alex Bauman 5-24-1; Jha'Quan Jackson 3-44; Lawrence Keys III 2-22; Shaadie Clayton-Johnson 1-29; Makhi Hughes 1-12. **Rice** - Luke McCaffrey 5-79-1; Kobie Campbell 2-24; Boden Groen 4-19-1; Elijah Mojarro 1-14; Juma Otoviano 1-14; Dean Connors 2-12; Jack Bradley 1-9; Rawson MacNeill 1-9; Landon Ransom-Goelz 1-9.

**INTERCEPTIONS: Tulane** - DJ Douglas 1-11. **Rice** - Gabriel Taylor 1-72.

**FUMBLES: Tulane** - None. **Rice** - None.


**SACKS: Tulane** - Devean Deal 1.0-9. **Rice** - Michael Larbie 1.0-7; Jonathan Jean 1.0-5.

**TACKLES (UA-A): Tulane** - Jesus Machado 8-4; DJ Douglas 3-2; Devean Deal 4-0; Kam Pedescleaux 2-1; Tyler Grubbs 2-1; Bailey Despanie 1-2; Jarius Monroe 2-0; Lance Robinson 1-1; Jared Small 0-2; Mandel Eugene Jr. 1-0; Patrick Jenkins 1-0; Matthew Fobbs-White 1-0; Kentrell Webb 1-0; Shaadie Clayton-Johnson 1-0; Ethan Hudak 1-0; Angelo Anderson 0-1. **Rice** - Plae Wyatt 7-5; Jonathan Jean 10-1; Chris Conti 4-4; Gabriel Taylor 7-0; Izeya Floyd 1-4; Sean Fresch 2-2; Myron Morrison 1-3; Tre'shon Devones 1-2; Lamont Narcisse 0-3; Chike Anigbogu 2-0; De'Braylon Carroll 0-2; Tyson Flowers 0-2; Josh Pearcy 1-0; Michael Larbie 1-0; Coleman Coco 1-0; Kenny Seymour, Jr. 1-0; Andrew Awe 1-0; Demone Green 0-1; Jordan Campbell 0-1; Blake Boenisch 0-1; Van Heitmann 0-1.



# GAME 13- TEXAS STATE



Nov. 4, 2023 • Rice Stadium (21,632) • Houston, Texas		
	<b>SMU</b>	<b>36</b>
	<b>RICE</b>	<b>31</b>

**HOUSTON** - Rice saw its hopes for a dramatic rally fall just short as SMU held off a surge by an undermanned Owls team to escape with a 36-31 win and the Mayor's Cup on Saturday night.

Score by Quarters	1	2	3	4	F	
SMU Mustangs	14	10	9	3	36	Record: (7-2, 5-0)
Rice Owls	7	14	7	3	31	Record: (4-5, 2-3)

### Scoring Summary

- 1st 08:56 RICE - Anigbogu 15-yd blocked punt return (Horn kick)
- 06:22 SMU - Daniels, Jr. 34-yd pass from Stone (Rogers kick)
- 05:48 SMU - Stone 20-yd run (Rogers kick)
- 2nd 11:07 RICE - McCaffrey 4-yd pass from Daniels (Horn kick)
- 06:59 SMU - Rogers 41-yd field goal
- 02:09 SMU - Hudson 30-yd pass from Stone (Rogers kick)
- 00:18 RICE - Connors 14-yd pass from Daniels (Horn kick)
- 3rd 09:32 SMU - Lavine 3-yd run (Rogers pass failed)
- 03:05 SMU - Rogers 37-yd field goal
- 00:23 RICE - Connors 1-yd run (Horn kick)
- 4th 07:44 RICE - Horn 32-yd field goal
- 02:49 SMU - Rogers 51-yd field goal

	SMU	RICE
<b>FIRST DOWNS</b>	<b>28</b>	<b>13</b>
Rushing	12	5
Passing	11	7
Penalty	5	1
Rushing Attempts	45	25
Yds Gained Rushing	230	148
Yds Lost Rushing	7	24
<b>NET YDS RUSHING</b>	<b>223</b>	<b>124</b>
<b>NET YDS PASSING</b>	<b>261</b>	<b>166</b>
Comp-Att-Int	19-35-0	18-32-2
<b>TOTAL PLAYS-YDS</b>	<b>80-484</b>	<b>57-290</b>
Fumbles-Lost	2-1	2-1
Penalties-Yards	7-66	10-120
Punts-Avg	2-19.5	6-40.2
Punt Ret-Yds-TD	3-27-0	1-41-1
KO Ret-Yds-TD	1-22-0	3-79-0
INT Ret-Yds-TD	2-0-0	0-0-0
Possession Time	31:31	28:29
Third Down Conv	8 of 17	2 of 12
Fourth Down Conv	1 of 3	2 of 2
Red Zone Scores-Att	3-3	4-4
Sacks-Yds	4-22	0-0
Field Goals	3-4	1-1

**RUSHING: SMU** - Preston Stone 8-81-1; LJ Johnson, Jr. 15-73; Jaylan Knighton 11-55; Roderick Daniels, Jr. 3-8; Tyler Lavine 2-7-1; Kevin Jennings 2-3; Camar Wheaton 1-1; Team 3-(-5). **RICE** - Dean Connors 7-77-1; Braylen Walker 1-20; Juma Otoviano 7-16; Chase Jenkins 4-14; Kobie Campbell 1-8; Luke McCaffrey 1-2; JT Daniels 4-(-13).

**PASSING: SMU** - Preston Stone 15-28-0-224-2; Kevin Jennings 4-6-0-37-0; Ryan Bujcewski 0-1-0-0-0. **RICE** - Chase Jenkins 10-16-1-85-0; JT Daniels 8-15-1-81-2; Team 0-1-0-0-0.


**RECEIVING: SMU** - Jake Bailey 4-73; Roderick Daniels, Jr. 2-42-1; Jordan Hudson 3-37-1; Jaylan Knighton 1-28; LJ Johnson, Jr. 3-26; Romello Brinson 3-24; Key'Shawn Smith 2-21. **RICE** - Rawson MacNeill 2-68; Landon Ransom-Goelz 3-45; Dean Connors 7-33-1; Boden Groen 1-15; Luke McCaffrey 4-8-1; Quinton Jackson 1-(-3).

**INTERCEPTIONS: SMU** - Isaiah Nwokobia 1-0; Kobe Wilson 1-0. **RICE** - None.

**FUMBLES: SMU** - Preston Stone 1-0; Jaylan Knighton 1-1. **RICE** - JT Daniels 1-1; Braylen Walker 1-0.

**SACKS: SMU** - Elijah Roberts 2.5-14; Elijah Chatman 1.5-8. **RICE** - None.

**TACKLES (UA-A): SMU** - Kobe Wilson 4-3; Ahmad Walker 5-0; Elijah Roberts 3-2; Cale Sanders, Jr. 4-0; Elijah Chatman 3-1; Isaiah Nwokobia 3-0; Ahmaad Moses 3-0; Jordan Miller 3-0; Jonathan McGill 2-1; Charles Woods 2-0; Nelson Paul 1-1; Jahari Rogers 1-0; Chris Adimora 1-0; Team 1-0; Alexander Kilgore 0-1; Jayden Jones 0-1. **RICE** - Tyson Flowers 8-0; Myron Morrison 5-2; Sean Fresch 6-0; De'Braylon Carroll 4-2; DJ Arkansas 5-0; Coleman Coco 1-3; Tre'shon Devones 3-0; Plae Wyatt 2-1; Chike Anigbogu 2-1; Ty Anthony Morris 2-1; Gabriel Taylor 2-0; Daveon Hook 2-0; Andrew Awe 2-0; Michael Larbie 1-1; Izeya Floyd 1-1; Geron Hargon 1-0; Jordan Campbell 1-0; Lamont Narcisse 1-0; Van Heitmann 1-0; Blake Boenisch 1-0; Juma Otoviano 1-0; Ari Broussard 0-1; Peyton Stevenson 0-1.

Nov. 11, 2023 • The Alamodome (28,245) • San Antonio, Texas		
	<b>RICE</b>	<b>14</b>
	<b>UTSA</b>	<b>34</b>

**SAN ANTONIO, Texas** - Rice was held to just 229 total yards and UTSA used a 21-point third quarter to turn a three-point Rice halftime deficit into a 34-14 defeat, Saturday night at the Alamodome.

Score by Quarters	1	2	3	4	F	
Rice Owls	0	7	0	7	14	Record: (4-6, 2-4)
UTSA Roadrunners	3	7	21	3	34	Record: (7-3, 6-0)

### Scoring Summary

- 1st 07:00 UTSA - Allen 26-yd field goal
- 2nd 00:57 UTSA - Cephus 6-yd pass from Harris (Allen kick)
- 00:22 RICE - McCaffrey 27-yd pass from Padgett (Horn kick)
- 3rd 09:46 UTSA - Henry 1-yd run (Allen kick)
- 08:01 UTSA - Carpenter 50-yd punt return (Allen kick)
- 03:24 UTSA - Griffin 1-yd run (Allen kick)
- 4th 05:09 UTSA - Sandell 47-yd field goal
- 01:11 RICE - Ransom-Goelz 22-yd pass from Padgett (Horn kick)

	RICE	UTSA
<b>FIRST DOWNS</b>	<b>17</b>	<b>23</b>
Rushing	7	11
Passing	8	10
Penalty	2	2
Rushing Attempts	28	43
Yds Gained Rushing	99	219
Yds Lost Rushing	52	20
<b>NET YDS RUSHING</b>	<b>47</b>	<b>199</b>
<b>NET YDS PASSING</b>	<b>182</b>	<b>182</b>
Comp-Att-Int	17-28-0	16-27-0
<b>TOTAL PLAYS-YDS</b>	<b>56-229</b>	<b>70-381</b>
Fumbles-Lost	3-1	2-1
Penalties-Yards	5-34	5-52
Punts-Avg	8-39.8	3-43.3
Punt Ret-Yds-TD	0-0-0	4-67-1
KO Ret-Yds-TD	1-14-0	0-0-0
INT Ret-Yds-TD	0-0-0	0-0-0
Possession Time	29:49	30:11
Third Down Conv	2 of 12	4 of 12
Fourth Down Conv	2 of 2	1 of 1
Red Zone Scores-Att	0-0	4-5
Sacks-Yds	1-6	6-45
Field Goals	0-0	2-2

**RUSHING: Rice** - Dean Connors 8-34; Juma Otoviano 7-16; Luke McCaffrey 1-8; Kobie Campbell 1-2; AJ Padgett 11-(-13). **UTSA** - Rocko Griffin 12-81-1; Robert Henry 19-63-1; Frank Harris 6-31; Owen McCown 1-11; Kaedric Cobbs 2-11; Brandon High 1-4; Team 2-(-2).

**PASSING: Rice** - AJ Padgett 17-28-0-182-2. **UTSA** - Frank Harris 15-24-0-175-1; Owen McCown 1-3-07-0.


**RECEIVING: Rice** - Luke McCaffrey 6-68-1; Landon Ransom-Goelz 2-42-1; Jack Bradley 3-36; Dean Connors 3-13; Boden Groen 1-10; Rawson MacNeill 1-10; Kobie Campbell 1-3. **UTSA** - Joshua Cephus 5-53-1; Tykee Ogle-Kellogg 2-41; Devin McCuin 4-33; Willie McCoy 2-27; Oscar Cardenas 2-21; Robert Henry 1-7.


**INTERCEPTIONS: Rice** - None. **UTSA** - None.

**FUMBLES: Rice** - AJ Padgett 2-1; Dean Connors 1-0. **UTSA** - Oscar Cardenas 1-1; Chris Carpenter 1-0.

**SACKS: Rice** - Jordan Campbell 0.5-3; Myron Morrison 0.5-3. **UTSA** - Trey Moore 2.0-17; Tai Leonard 1.0-16; Brandon Matterson 1.0-7; Jimmori Robinson 1.0-4; Donyai Taylor 1.0-1.

**TACKLES (UA-A): Rice** - Sean Fresch 6-3; Myron Morrison 5-4; Plae Wyatt 3-3; DJ Arkansas 2-4; De'Braylon Carroll 4-1; Chike Anigbogu 3-2; Josh Percy 3-1; Jonathan Jean 3-1; Andrew Awe 1-3; Tyson Flowers 2-1; Tre'shon Devones 2-0; Michael Larbie 1-1; Blake Boenisch 1-1; Coleman Coco 0-2; Izeya Floyd 0-2; Quinton Jackson 1-0; Daveon Hook 1-0; Jordan Campbell 0-1. **UTSA** - Jamal Ligon 7-0; Elliott Davison 4-0; Donyai Taylor 3-1; Kelechi Nwachuku 3-1; Rashad Wisdom 3-0; Kameryn Alexander 3-0; Martavius French 2-1; Jimmori Robinson 2-0; Trey Moore 2-0; Dywan Griffin 2-0; Ken Robinson 1-0; Ernesto Almaraz 1-0; Nicktroy Fortune 1-0; Brandon Brown 1-0; Brandon Matterson 1-0; Marcellus Wilkerson 1-0; Tai Leonard 1-0; Ronald Triplette 1-0; Nick Booker-Brown 1-0; Owen Pewee 1-0; Kaleb Brown 1-0; Avery Morris 0-1.

Nov. 18, 2023 • Jerry Richardson Stadium (9,385) • Charlotte, N.C.						
	<b>RICE</b>					<b>28</b>
	<b>CHARLOTTE</b>					<b>7</b>
<b>CHARLOTTE, N.C.</b> - Dean Connors ran for a career-high 184 yards and AJ Padgett accounted for three touchdowns as Rice kept its chances for a second straight bowl game alive, dominating Charlotte, 28-7, Saturday afternoon at Jerry Richardson Stadium.						
<b>Score by Quarters</b>	<b>1</b>	<b>2</b>	<b>3</b>	<b>4</b>	<b>F</b>	
Rice Owls	10	3	8	7	28	Record: (5-6, 3-4)
Charlotte 49ers	0	0	0	7	7	Record: (3-8, 2-5)
<b>Scoring Summary</b>						
1st	10:07 RICE - Padgett 5-yd run (Horn kick) 00:25 RICE - Horn 23-yd field goal					
2nd	04:15 RICE - Horn 37-yd field goal					
3rd	11:39 RICE - Padgett 2-yd run (MacNeill pass from Padgett)					
4th	10:30 CHA - Ivey 12-yd run (Larson kick) 03:13 RICE - McCaffrey 20-yd pass from Padgett (Horn kick)					
	<b>RICE</b>					<b>CHA</b>
<b>FIRST DOWNS</b>	<b>16</b>					<b>11</b>
Rushing	7					4
Passing	9					4
Penalty	0					3
Rushing Attempts	42					31
Yds Gained Rushing	261					111
Yds Lost Rushing	21					27
<b>NET YDS RUSHING</b>	<b>240</b>					<b>84</b>
<b>NET YDS PASSING</b>	<b>140</b>					<b>74</b>
Comp-Att-Int	13-21-2					11-25-1
<b>TOTAL PLAYS-YDS</b>	<b>63-380</b>					<b>56-158</b>
Fumbles-Lost	1-1					0-0
Penalties-Yards	6-62					4-35
Punts-Avg	2-37.0					6-43.0
Punt Ret-Yds-TD	3-37-0					1-(-1)-0
KO Ret-Yds-TD	1-16-0					1-0-0
INT Ret-Yds-TD	1-11-0					2-37-0
Possession Time	33:41					26:19
Third Down Conv	3 of 11					4 of 13
Fourth Down Conv	3 of 4					0 of 2
Red Zone Scores-Att	5-5					1-2
Sacks-Yds	2-19					1-8
Field Goals	2-2					0-1
<b>RUSHING: Rice</b> - Dean Connors 19-184; Luke McCaffrey 1-40; Ari Broussard 8-17; AJ Padgett 8-4-2; Quinton Jackson 1-4; Kobie Campbell 1-(-4); Team 4-(-5). <b>Charlotte</b> - Hahsaun Wilson 14-47; Joachim Bangda 8-40; Trexler Ivey 4-6-1; Dom Shoffner 1-3; Jalon Jones 4-(-12).						
<b>PASSING: Rice</b> - AJ Padgett 13-21-2-140-1. <b>Charlotte</b> - Trexler Ivey 8-19-0-51-0; Jalon Jones 3-4-0-23-0; Dom Shoffner 0-2-1-0-0.						
<b>RECEIVING: Rice</b> - Luke McCaffrey 5-54-1; Landon Ransom-Goelz 4-44; Boden Groen 3-35; Kobie Campbell 1-7. <b>Charlotte</b> - Randy Fields 2-18; Colin Weber 2-15; Joachim Bangda 1-15; Duane Thomas, Jr. 3-12; Bryce Kennon 1-8; Jake Clemons 1-4; Hahsaun Wilson 1-2.						
<b>INTERCEPTIONS: Rice</b> - Tre'shon Devones 1-11. <b>Charlotte</b> - Demetrius Knight II 1-39; CJ Burton 1-(-2).						
<b>FUMBLES: Rice</b> - Dean Connors 1-1. <b>Charlotte</b> - None.						
<b>SACKS: Rice</b> - DJ Arkansas 1.0-10; Sean Fresch 1.0-9. <b>Charlotte</b> - Prince Bemah 0.5-4; Eyabi Okie-Anoma 0.5-4.						
<b>TACKLES (UA-A): Rice</b> - Gabriel Taylor 4-3; Izeya Floyd 2-5; DJ Arkansas 3-3; Jonathan Jean 2-4; Blake Boenisch 2-3; Plae Wyatt 2-2; Josh Pearch 1-3; De'Braylon Carroll 0-4; Sean Fresch 3-0; Myron Morrison 1-2; Coleman Coco 1-2; Andre Awe 0-3; Tre'shon Devones 1-1; Lamont Narcisse 1-0; Luke McCaffrey 1-0; Beau Barton 0-1; Daveon Hook 0-1. <b>Charlotte</b> - Al-Ma'hi Ali 5-3; Colin Coates 3-4; Eyabi Okie-Anoma 2-5; Demetrius Knight II 4-2; Dontez Fagan 4-2; Kameron Howard 1-5; Jonathan Wallace 1-3; Marcus Robitaille 2-1; Dontae Balfour 2-1; Isaiah Hazel 1-2; DeAndre Hollins 1-2; Prince Beman 0-3; Demon Clowney 0-3; Nikhai Hill-Green 0-2; Stone Handy 1-0; Reid Williford 1-0; B.J. Ragland 1-0; Dom Shoffner 1-0; Dez Morgan 0-1; Ositadinma Ekwonu 0-1; Austin Fontaine 0-1; Cam Burden 0-1.						

Nov. 25, 2023 • Rice Stadium • Houston, Texas						
	<b>FLORIDA ATLANTIC</b>					<b>21</b>
	<b>RICE</b>					<b>24</b>
<b>HOUSTON</b> - Luke McCaffrey caught a career-high 12 passes for 145 yards and a touchdown to lead a balanced Rice attack to a 24-21 win over Florida Atlantic at Rice Stadium on Saturday, allowing the host Owls to reach bowl eligibility with their sixth win of the season.						
<b>Score by Quarters</b>	<b>1</b>	<b>2</b>	<b>3</b>	<b>4</b>	<b>F</b>	
Florida Atlantic Owls	7	0	7	7	21	Record: (4-8, 3-5)
Rice Owls	7	3	14	0	24	Record: (6-6, 4-4)
<b>Scoring Summary</b>						
1st	14:48 FAU - Lewis 75-yd run (Davis kick) 03:04 RICE - Groen 20-yd pass from Padgett (Horn kick)					
2nd	00:02 RICE - Horn 20-yd field goal					
3rd	12:36 FAU - T. Johnson 36-yd pass from Richardson (Davis kick) 07:27 RICE - McCaffrey 7-yd pass from Padgett (Horn kick) 00:00 RICE - Groen 11-yd pass from Padgett (Horn kick)					
4th	12:25 FAU - M. Johnson, Jr. 6-yd rush (Davis kick)					
	<b>FAU</b>					<b>RICE</b>
<b>FIRST DOWNS</b>	<b>14</b>					<b>32</b>
Rushing	7					15
Passing	7					14
Penalty	0					3
Rushing Attempts	24					42
Yds Gained Rushing	189					227
Yds Lost Rushing	38					16
<b>NET YDS RUSHING</b>	<b>151</b>					<b>211</b>
<b>NET YDS PASSING</b>	<b>128</b>					<b>254</b>
Comp-Att-Int	13-19-0					25-39-1
<b>TOTAL PLAYS-YDS</b>	<b>43-279</b>					<b>81-465</b>
Fumbles-Lost	0-0					0-0
Penalties-Yards	3-45					3-20
Punts-Avg	5-49.8					2-36.5
Punt Ret-Yds-TD	1-(-1)-0					4-41-0
KO Ret-Yds-TD	1-21-0					0-0-0
INT Ret-Yds-TD	1-0-0					0-0-0
Possession Time	20:20					39:40
Third Down Conv	3 of 9					6 of 12
Fourth Down Conv	0 of 1					0 of 2
Red Zone Scores-Att	1-1					4-6
Sacks-Yds	1-10					2-15
Field Goals	0-0					1-1
<b>RUSHING: Florida Atlantic</b> - Kobe Lewis 7-82-1; Xavier Terrell 4-36; Michael Johnson, Jr. 2-17-1; Tony Johnson 1-10; Larry McCammon 3-6; Daniel Richardson 2-5; LaJohntay Wester 1-1; Tyriq Starks 4-(-6). <b>Rice</b> - Dean Connors 14-75; Juma Otoviano 15-71; Luke McCaffrey 2-31; AJ Padgett 7-22; Kobie Campbell 1-8; Ari Broussard 1-7; Team 2-(-3).						
<b>PASSING: Florida Atlantic</b> - Tyriq Starks 5-10-0-35-0; Daniel Richardson 8-9-0-93-1. <b>Rice</b> - AJ Padgett 24-37-1-255-3; Luke McCaffrey 0-1-0-0-0; Quinton Jackson 1-1-0-(-1)-0.						
<b>RECEIVING: Florida Atlantic</b> - Tony Johnson 2-49-1; LaJohntay Wester 4-40; BJ Alexander 1-13; Devin Price 1-9; Kahlil Brantley 1-8; Jayshon Platt 1-5; Zeke Moore 1-3; Kobe Lewis 2-1. <b>Rice</b> - Luke McCaffrey 12-141-1; Boden Groen 6-67-2; Landon Ransom-Goelz 1-17; Kobie Campbell 2-15; Dean Connors 4-11; Elijah Mojarro 1-3.						
<b>INTERCEPTIONS: Florida Atlantic</b> - Daedae Hill 1-0. <b>Rice</b> - None.						
<b>FUMBLES: Florida Atlantic</b> - None. <b>Charlotte</b> - None.						
<b>SACKS: Florida Atlantic</b> - Decarius Hawthorne 1.0-10. <b>Rice</b> - Coleman Coco 1.0-7; DJ Arkansas 0.5-4; Ty Anthony Morris 0.5-4.						
<b>TACKLES (UA-A): Florida Atlantic</b> - Jackson Ambush 7-6; Jarron Morris 7-3; Daedae Hill 7-2; Jaylen Wester 5-2; Chris Tooley III 4-2; Jayden Williams 3-2; Evan Anderson 1-4; Chris Jones 3-1; Decarius Hawthorne 2-2; Jacob Merrifield 1-2; Jarrett Jerrels 2-0; Desmond Tisdol 2-0; Eddie Williams 1-1; Fabian Scott 1-1; Larry McCammon 1-0; Courtney McBride 1-0; Zeroun Skinner 1-0; Jaden Wheeler 0-1; Amari Wansley 0-1. <b>Rice</b> - Plae Wyatt 4-2; Myron Morrison 3-2; Coleman Coco 2-2; Gabriel Taylor 2-1; Blake Boenisch 1-2; Andrew Awe 0-3; Sean Fresch 2-0; Daveon Hook 2-0; De'Braylon Carroll 1-1; Tre'shon Devones 1-1; Chike Anigbogu 1-0; Lamont Narcisse 1-0; Tyson Flowers 1-0; Josh Percy 1-0; Jonathan Jean 1-0; DJ Arkansas 0-1; Ty Anthony Morris 0-1.						

# INDIVIDUAL BOWL RECORDS

## RUSHING

### ATTEMPTS (GAME)

1 Frank Ryan (Navy, 1958)	17
C.J. Ugokwe (Western Michigan, 2008)	17
3 Billy Burkhalter (UNC, 1950)	16
Joel Armstrong (Troy, 2006)	16
Charles Ross (Air Force, 2012)	16

### ATTEMPTS (CAREER)

1 Driphus Jackson (2012-14)	29
-----------------------------	----

### YARDS (GAME)

1 Dicky Maegle (Alabama, 1954)	265
2 Carl Russ (Tennessee, 1947)	83
3 Turner Petersen (Air Force, 2012)	81
4 Ernie Lain (Colorado, 1938)	78
5 Billy Burkhalter (UNC, 1950)	74

### YARDS (CAREER)

1 Dicky Maegle (1954)	265
-----------------------	-----

### YARDS PER CARRY (GAME MIN. 10)

1 Dicky Maegle (Alabama, 1954)	24.1
2 Carl Russ (Tennessee, 1947)	6.9
3 Chase Clement (Western Michigan, 2008)	6.0
4 Ernie Lain (Colorado, 1938)	5.6
5 Billy Burkhalter (UNC, 1950)	4.6

### YARDS PER CARRY (CAREER MIN 20)

1 Charles Ross (2012-13)	3.6
--------------------------	-----

### TOUCHDOWNS (GAME)

1 Dicky Maegle (Alabama, 1954)	3
--------------------------------	---

### TOUCHDOWNS (CAREER)

1 Dicky Maegle (1954)	3
-----------------------	---

### LONGEST TOUCHDOWN RUNS

1 Dicky Maegle (Alabama, 1954)	95
2 Dicky Maegle (Alabama, 1954)	79
3 Cameron Montgomery (Southern Miss, 2022)	57
4 Huey Keeney (Tennessee, 1947)	50

## PASSING

### ATTEMPTS (GAME)

1 Joel Armstrong (Troy, 2006)	54
2 Chase Clement (Western Michigan, 2008)	44
3 AJ Padgett (Southern Miss, 2022)	37
5 Driphus Jackson (Fresno State, 2014)	24
5 Frank Ryan (Navy, 1958)	22

### ATTEMPTS (CAREER)

1 Joel Armstrong (2006)	54
-------------------------	----

### COMPLETIONS (GAME)

1 Joel Armstrong (Troy, 2006)	35
2 Chase Clement (Western Michigan, 2008)	30
3 Driphus Jackson (Fresno State 2014)	24
4 AJ Padgett (Southern Miss, 2022)	19
5 Driphus Jackson (2x last Fresno St, 2014)	15

### COMPLETIONS (CAREER)

1 Joel Armstrong (2006)	35
-------------------------	----

### YARDS (GAME)

1 Driphus Jackson (Fresno State 2014)	318
2 Chase Clement (Western Michigan, 2008)	307
3 Joel Armstrong (Troy, 2006)	305
4 AJ Padgett (Southern Miss, 2022)	295
5 Driphus Jackson (Air Force, 2012)	264

### YARDS (CAREER)

1 Driphus Jackson (2012-2014)	582
-------------------------------	-----

### TOUCHDOWNS (GAME)

1 Ernie Lain (Colorado, 1938)	3
Chase Clement (Western Michigan, 2008)	3
Driphus Jackson (Fresno State 2014)	3
AJ Padgett (Southern Miss, 2022)	3
5 Tobin Rote (UNC, 1950)	2
Joel Armstrong (Troy, 2006)	2
Driphus Jackson (Air Force, 2012)	2

### TOUCHDOWNS (CAREER)

1 Driphus Jackson (2012-14)	5
-----------------------------	---

### LONGEST TOUCHDOWN PASS

1 Driphus Jackson (Fresno State 2014)	69
2 Chase Clement (Western Michigan, 2008)	45
3 Tobin Rote (UNC, 1950)	44
4 Driphus Jackson (Fresno State 2014)	40
5 Ernie Lain (Colorado, 1938)	37

### INTERCEPTIONS THROWN (GAME)

1 Joel Armstrong (Troy, 2006)	5
2 Virgil Eikenberg (Tennessee, 1947)	2
Randy Kerbow (Kansas, 1961)	2

### INTERCEPTIONS (CAREER)

1 Joel Armstrong (2006)	5
-------------------------	---

## RECEIVING

### RECEPTIONS (GAME)

1 Jarett Dillard (Troy, 2006)	9
Jordan Taylor (Air Force, 2012)	9
3 Quinton Smith (Troy, 2006)	8
Jarett Dillard (Western Michigan, 2008)	8
Toren Dixon (Western Michigan, 2008)	8

### RECEPTIONS(CAREER)

1 Jordan Taylor (2012-14)	15
---------------------------	----

### YARDS (GAME)

1 Jordan Taylor (Air Force, 2012)	153
2 James Casey (Western Michigan, 2008)	112
3 Dennis Park (Fresno State, 2014)	109
4 Jarett Dillard (Western Michigan, 2008)	86
5 Isaiah Esdale (Southern Miss, 2022)	83

### YARDS (CAREER)

1 Jordan Taylor (2012-14)	216
---------------------------	-----

### TOUCHDOWNS (GAME)

1 Jordan Taylor (Air Force, 2012)	3
2 Isaiah Esdale (Southern Miss, 2022)	2
16 Players	1
Last: Bradley Rozner (Southern Miss, 2022)	

### TOUCHDOWNS (CAREER)

1 Jordan Taylor (2012-14)	4
---------------------------	---

## TOTAL OFFENSE

### YARDS (GAME) TOTAL (RUSH-PASS)

1 Chase Clement (W. Michigan, 2008)	379 (72-307)
2 Driphus Jackson (Fresno State 2014)	359 (41-318)
3 Joel Armstrong (Troy, 2006)	340 (35-305)
4 Driphus Jackson (Air Force, 2012)	296 (32-264)
5 AJ Padgett (Southern Miss, 2022)	289 (-6-295)

### TOTAL OFFENSE (CAREER)

1 Driphus Jackson (2012-14)	652 (70-582)
-----------------------------	--------------

## SCORING

### TOTAL POINTS (GAME)

1 Dicky Maegle (Alabama, 1954)	18
Jordan Taylor (Air Force, 2012)	18
3 Billy Burkhalter (UNC, 1950)	12
Chase Clement (Western Michigan, 2008)	12
Isaiah Esdle (Southern Miss, 2022)	12

### TOTAL POINTS(CAREER)

1 Jordan Taylor (2012-14)	24
---------------------------	----

### TOTAL TOUCHDOWNS (GAME) RUSH-PASS

1 Dicky Maegle (Alabama, 1954)	3 (3-0)
2 Billy Burkhalter (UNC, 1950)	2 (1-1)
Chase Clement (Western Michigan, 2008)	2 (1-1)

### TOTAL TOUCHDOWNS(CAREER)

1 Driphus Jackson (2012-14)	5
-----------------------------	---

### PATs (GAME)

1 Clark Fangmeier (Western Michigan, 2008)	5
2 Red Vestal (Colorado, 1938)	4
Chris Boswell (Air Force, 2012)	4
3 Leroy Fenstemaker (Alabama, 1954)	3
Christian VanSickle (Southern Miss, 2022)	3

### PATs(CAREER)

1 Clark Fangmeier (2006-08)	7
-----------------------------	---

### FIELD GOALS (GAME)

1 Chris Boswell (Air Force, 2012)	2 (24, 25)
2 Clark Fangmeier (Troy, 2006)	1 (43)
Clark Fangmeier (Western Michigan, 2008)	1 (30)
Christian VanSickle (Southern Miss, 2022)	1 (34)

### FIELD GOALS (CAREER)

1 Chris Boswell (2012-13)	2
Clark Fangmeier (2006-08)	2

### SAFETY (GAME)

1 Tennessee (1947)	1
--------------------	---

# BOWL RECORDS

## PUNTING

<b>TOTAL PUNTS (GAME)</b>	
1 Huey Keeney (Tennessee, 1947)	13
2 Team (Kansas, 1961)	11
3 Team (Colorado, 1938)	9
4 Team (Alabama, 1954)	8
James Farrimond (Fresno State, 2014)	8
<b>TOTAL PUNTS (CAREER)</b>	
1 Huey Keeney (1947)	13
<b>AVERAGE YARDS (GAME)</b>	
1 Huey Keeney (Tennessee, 1947)	44.3
2 Gordon Wyatt (UNC, 1950)	42.8
Team (Colorado, 1938)	42.8
4 James Farrimond (Fresno State, 2014)	40.5
5 James Farrimond (Mississippi St., 2013)	39.4
<b>AVERAGE (CAREER MIN 10)</b>	
1 Huey Keeney (1947)	44.3

## OPPONENTS

### RUSHING

<b>ATTEMPTS</b>	
1 Whizzer White (Colorado, 1938)	23
2 Frank Gore (Southern Miss, 2022)	21
3 Billy Hayes (UNC, 1950)	19
4 Ken Coleman (Kansas, 1961)	18
5 Charlie Justice (UNC, 1950)	16
<b>YARDS</b>	
1 Frank Gore (Southern Miss, 2022)	331
2 Billy Hayes (UNC, 1950)	107
Ken Coleman (Kansas, 1961)	107
4 Omar Haugabook (Troy, 2006)	92
5 Dak Prescott (Miss. St., 2013)	78
<b>YARDS PER CARRY (MIN. 10)</b>	
1 Frank Gore (Southern Miss, 2022)	15.7
2 Omar Haugabook (Troy, 2006)	6.6
3 Ken Coleman (Kansas, 1961)	5.9
4 Billy Hayes (UNC, 1950)	5.6
Dak Prescott (Miss. St., 2013)	5.6
<b>TOUCHDOWNS</b>	
1 Jake Gibbs (Ole Miss, 1961)	2
Ken Coleman (Kansas, 1961)	2
Roger McFarland (Kansas, 1961)	2
Dak Prescott (Miss. St., 2013)	2
Frank Gore (Southern Miss, 2022)	2

## PASSING

<b>ATTEMPTS</b>	
1 Tim Hiller (Western Michigan, 2008)	42
2 Omar Haugabook (Troy, 2006)	28
Dak Prescott (Miss. St., 2013)	28
4 Tom Forrester (Navy, 1958)	24
5 Brian Burrell (Fresno State, 2014)	20
<b>COMPLETIONS</b>	
1 Tim Hiller (Western Michigan, 2008)	19
2 Dak Prescott (Miss. St., 2013)	17
3 Omar Haugabook (Troy, 2006)	14
4 Tom Forrester (Navy, 1958)	13
5 Brian Burrell (Fresno State, 2014)	10
<b>YARDS</b>	
1 Dak Prescott (Miss. St., 2013)	283
2 Omar Haugabook (Troy, 2006)	217
3 Tim Hiller (Western Michigan, 2008)	198
4 Trey Lowe III (Southern Miss, 2022)	170
5 Tom Forrester (Navy, 1958)	153
<b>TOUCHDOWNS</b>	
1 Omar Haugabook (Troy, 2006)	4
2 Dak Prescott (Miss. St., 2013)	3
3 Tim Hiller (Western Michigan, 2008)	2
Trey Lowe III (Southern Miss, 2022)	2

## RECEIVING

<b>RECEPTIONS</b>	
1 Jameon Lewis (Miss. St., 2013)	9
2 Jamarko Simmons (Western Michigan, 2008)	6
Brandon West (Western Michigan, 2008)	6
4 Art Weiner (North Carolina, 1950)	5
John Ruth (Navy, 1958)	5
<b>YARDS</b>	
1 Jameon Lewis (Miss. St., 2013)	220
2 Mykeal Terry (Troy, 2006)	96
3 Jakarius Caston (Southern Miss, 2022)	94
4 Jamarko Simmons (Western Michigan, 2008)	92
5 John Ruth (Navy, 1958)	62
<b>TOUCHDOWN</b>	
1 11 Players	1
Last: Jason Brownlee (Southern Miss, 2022)	
Jakarius Caston (Southern Miss, 2022)	
Tiaquelin Mims (Southern Miss, 2022)	

## TOTAL OFFENSE

<b>YARDS</b>	<b>TOTAL (RUSH-PASS)</b>
1 Dak Prescott (Miss. St., 2013)	361 (78-283)
2 Frank Gore (Southern Miss, 2022)	350 (331-19)
3 Omar Haugabook (Troy, 2006)	309 (92-217)
4 Tim Hiller (Western Michigan, 2008)	198 (0-198)
5 Tom Forrester (Navy, 1958)	187 (34-153)

## SCORING

<b>POINTS</b>	
1 Paul Rizzo (UNC, 1950)	12
Ken Coleman (Kansas, 1961)	12
Roger McFarland (Kansas, 1961)	12
Jake Gibbs (Ole Miss, 1961)	12
Dak Prescott (Miss. St., 2013)	12
Frank Gore (Southern Miss, 2022)	12
<b>TOUCHDOWNS</b>	
1 Paul Rizzo (UNC, 1950)	2
Ken Coleman (Kansas, 1961)	2
Roger McFarland (Kansas, 1961)	2
Jake Gibbs (Ole Miss, 1961)	2
Dak Prescott (Miss. St., 2013)	2
Frank Gore (Southern Miss, 2022)	2
<b>PATS</b>	
1 Greg Whibbs (Troy, 2006)	5
Evan Sobiesk (Miss. St., 2013)	5
Briggs Bourgeois (Southern Miss, 2022)	5
4 Allen Grenn (Ole Miss, 1961)	2
Ned Oldham (Navy, 1958)	2
Whizzer White (Colorado, 1938)	2
John Potter (Western Michigan, 2008)	2
P. Herrington (Air Force, 2012)	2
<b>INTERCEPTION RETURN</b>	
1 Whizzer White (Colorado, 1938)	47 (TD)



# OPPONENTS BOWL RECORDS

## TEAM

### RUSHING

#### ATTEMPTS

1 North Carolina (1950)	54
Alabama (1954)	54
Air Force (2012)	54
4 Ole Miss (1961)	53
5 Colorado (1938)	41

#### YARDS

1 Alabama (1954)	379
2 Colorado (1938)	257
3 North Carolina (1950)	226
4 Tennessee (1947)	208
Air Force (2012)	208

#### YARDS PER CARRY

1 Alabama (1954)	7.1
2 Colorado (1938)	6.3
3 North Carolina (1950)	4.2
4 Air Force (2012)	3.9
Southern Miss (2022)	3.9

#### TOUCHDOWNS

1 Alabama (1954)	4
2 North Carolina (1950)	2

### PASSING

#### ATTEMPTS

1 Troy (2006)	54
2 Western Michigan (2008)	47
3 Southern Miss (2022)	39
4 Air Force (2012)	29
5 Ole Miss (1961)	28

#### COMPLETIONS

1 Troy (2006)	35
2 Western Michigan (2008)	31
3 Southern Miss (2022)	20
4 Air Force (2012)	19
5 Fresno State (2014)	16

#### COMPLETION PERCENTAGE (COMP-ATT)

1 Air Force (2012)	72.4 (21-29)
2 Western Michigan (2008)	65.9 (31-47)
3 Troy (2006)	64.8 (35-54)
4 Fresno State (2014)	61.5 (16-26)
5 North Carolina (1950)	57.9 (11-19)

#### YARDS

1 Fresno State (2014)	326
2 Western Michigan	320
3 Troy (2006)	305
4 Southern Miss (2022)	303
5 Air Force (2012)	295

#### TOUCHDOWNS

1 Western Michigan (2008)	4
2 Colorado (1938)	3
Air Force (2012)	3
Fresno State (2014)	3
Southern Miss (2022)	3

#### INTERCEPTIONS

1 Troy (2006)	5
2 Ole Miss (1961)	4
3 Tennessee (1947)	2
Alabama (1954)	2

### TOTAL OFFENSE

#### PLAYS

1 Western Michigan (2008)	84
2 Air Force (2012)	83
3 Ole Miss (1961)	82
4 Troy (2006)	75
5 North Carolina (1950)	73

#### FIRST DOWNS

1 Western Michigan (2008)	28
2 Air Force (2012)	24
3 Southern Miss (2022)	21
4 Colorado (1938)	20
5 Ole Miss (1961)	19
Troy (2006)	19

#### TOTAL YARDS

1 Air Force (2012)	503
2 Fresno State (2014)	463
3 Western Michigan (2008)	455
4 Alabama (1954)	438
5 Southern Miss (2022)	425

### MISCELLANEOUS

#### PENALTY YARDS

1 Western Michigan (2008)	138
2 Fresno State (2014)	100
3 Alabama (1954)	89
4 Colorado (1938)	65
5 Southern Miss (2022)	

#### FUMBLES LOST

1 Navy (1958)	5
2 Tennessee (1947)	3
Kansas (1961)	3
Air Force (2012)	3
5 Colorado (1938)	1
North Carolina (1950)	1
Mississippi State (2013)	1

## DEFENSE

### RUSHING

#### FEWEST YARDS

1 Western Michigan (2008)	61
2 Colorado (1938)	87
3 Tennessee (1947)	105
4 Ole Miss (1961)	143
5 Troy (2006)	148

#### FEWEST ATTEMPTS

1 Western Michigan (2008)	19
2 Troy (2006)	33
3 Colorado (1938)	34
4 Alabama (1954)	35
5 North Carolina (1950)	38
Southern Miss (2022)	38

#### FEWEST TOUCHDOWNS

1 Tennessee (1947)	0
Western Michigan (2008)	0
Air Force (2012)	0
Fresno State (2014)	0
5 Colorado (1938)	1
North Carolina (1950)	1
Alabama (1954)	1
Troy (2006)	1

### PASSING

#### FEWEST YARDS

1 Colorado (1938)	9
2 Tennessee (1947)	32
3 Ole Miss (1961)	43
4 Air Force (2012)	48
5 Kansas (1961)	64

#### FEWEST ATTEMPTS

1 Colorado (1938)	8
2 Kansas (1961)	10
3 Tennessee (1947)	11
4 Air Force (2012)	12
5 Ole Miss (1961)	15

#### FEWEST COMPLETIONS

1 Colorado (1938)	1
2 Air Force (2012)	3
3 Tennessee (1947)	4
4 Ole Miss (1961)	5
5 Kansas (1961)	7
Alabama (1954)	7

#### INTERCEPTIONS

1 Colorado (1938)	2
Tennessee (1947)	2
Kansas (1961)	2
Western Michigan (2008)	2
Fresno State (2014)	2

# TEAM BOWL RECORDS

## MOST TOUCHDOWN PASSES AGAINST

1 Troy (2006)	4
---------------	---

## TOTAL OFFENSE

### FEWEST YARDS

1 Colorado (1938)	96
2 Tennessee (1947)	137
3 Ole Miss (1961)	186

### FEWEST YARDS PER PLAY

1 Colorado (1938)	2.2
2 Fresno State (2014)	3.2
3 Ole Miss (1961)	3.4
4 Air Force (2012)	3.6
5 North Carolina (1950)	4.2

### FEWEST FIRST DOWNS

1 Tennessee (1947)	5
2 Colorado (1938)	6
3 Alabama (1954)	11
4 Air Force (2012)	12
5 Ole Miss (1961)	13

## MISCELLANEOUS DEFENSE

### TAKEAWAYS

1 Colorado (1938)	4
Alabama (1954)	4
Navy (1958)	4
4 Air Force (2012)	3
5 North Carolina (1950)	2
Tennessee (1947)	2
Western Michigan (2008)	2
Fresno State (2014)	2

### FUMBLES RECOVERED

1 Alabama (1954)	4
2 Navy (1958)	3
3 Colorado (1938)	2
Air Force (2012)	2
5 North Carolina (1950)	1
Mississippi State (2013)	1

## OPPONENT RECORDS

### TOTAL YARDS

1 Southern Miss (2022)	550
2 Mississippi State (2013)	533
3 Troy (2006)	376
4 Navy (1958)	375
5 Kansas (1961)	357

### FIRST DOWNS

1 Mississippi State (2013)	27
2 Southern Miss (2022)	22
3 Navy (1958)	21
Kansas (1961)	21

5 North Carolina (1950)	16
-------------------------	----

### TOUCHDOWNS

### (RUSH-PASS)

1 Mississippi State (2013)	6 (3-3)
2 Kansas (1961)	5 (5-0)
Troy (2006)	5 (4-1)
Southern Miss (2022)	5 (2-3)
5 Navy (1958)	3 (3-0)

### PUNTS

1 Tennessee (1947)	15
2 Colorado (1938)	9
3 Alabama (1954)	7
Air Force (2012)	7
5 North Carolina (1950)	6
Fresno State (2014)	6

### YARDS PER PUNT

1 Troy (2006)	43.2
2 Alabama (1954)	42.7
3 Southern Miss (2022)	42.5
4 Fresno Staet (2014)	42.2
5 Colorado (1938)	41.0

# 1938 COTTON BOWL

**Rice Owls** **28**  
**Colorado Buffaloes** **14**  
 Jan. 1, 1938 • Cotton Bowl • Dallas, Texas

After its first quarter in bowl history, the Rice Institute saw itself behind 14-0 to an undefeated Colorado Buffaloes squad in the second annual Cotton Bowl Classic.

The Owls fired back in the second quarter with a trio of touchdowns from sophomore quarterback Ernie Lain.

A 13-yard pass to Jake Scheuhle put Rice on the board, while his three-yard scoring plunge knotted the score at 14-14.

Lain capped the amazing quarter with a 37-yard scoring strike to Olie Cordill that gave the Owls a 21-14 edge at halftime.

In the third quarter, Lain added a third touchdown pass when he connected with Frank Steen for an 11-yard strike.

Byron "Whizzer" White, later a U.S. Supreme Court justice, gave the Buffs a 14-0 lead after the first quarter. He passed for one touchdown and returned an interception 47 yards for another score.

Rice coach Jimmy Kitts' Owls also were slow starters during the regular season. Rice went 6-1-1 over its last eight games after shutout losses against Oklahoma and LSU.

After a 0-0 tie against Tulsa, the Owls broke out of its offensive slump during a 14-7 triumph over Texas.

Rice went 4-1-1 in the Southwest Conference to claim its second league title. All four of the Owls' conference wins came by eight points or less.

## SCORING SUMMARY

	1	2	3	4	F
Colorado Buffaloes	14	0	0	0	- 14
Rice Owls	0	21	7	0	- 28

### SCORING SUMMARY

1st	CU	Antonio 8 pass from White (White kick)
	CU	White 47 INT return (White kick)
2nd	Rice	Scheuhle 13 pass from Lain (Vestal kick)
	Rice	Lain 3 run (Vestal kick)
	Rice	Cordill 37 pass from Lain (Vestal kick)
3rd	Rice	Steen 11 pass from Lain (Vestal kick)
Attendance: 15,000		

## FINAL STATISTICS

### TEAM STATISTICS

	Rice	CU
<b>FIRST DOWNS</b>	<b>20</b>	<b>6</b>
<b>NET YDS RUSHING</b>	<b>257</b>	<b>87</b>
<b>NET YDS PASSING</b>	<b>158</b>	<b>8</b>
Comp-Att	11-20	1-8
<b>TOTAL YDS</b>	<b>415</b>	<b>95</b>
Penalty Yards	65	15
Punt Avg	38	41
Fumbles Lost	1	0

# 1947 ORANGE BOWL

**Rice Owls** **8**  
**Tennessee Volunteers** **0**  
 Jan. 1, 1947 • Orange Bowl • Miami, Fla.

The "new" beat the "old" as the Rice Institute shout down SEC power Tennessee, 8-0, in the 13<sup>th</sup> annual Orange Bowl game.

The Rice Owls, coached by "Tennessee Gentleman" and Vanderbilt graduate Jess Neely, had the new T-formation offense along with new plastic shell helmets.

Tennessee led by General Bob Neyland still used the single wing and wore leather helmets.

All the Owls' points came in the first quarter. Buddy Russ and Huey Keeney combined on a 50-yard run-lateral for a touchdown, while Ralph Murphy blocked a Tennessee punt through the end zone for a safety.

Neely's Owls reeled off wins in nine of its last 10 games after a 7-6 loss to LSU to open the season.

Rice shared the Southwest Conference title with Arkansas, who upended the Owls 7-0 in Little Rock on Nov. 9.

Rice compiled a 9-2 record and earned a No. 10 ranking in the final AP poll.

Guard Weldon Humble won All-America honors, while Russ and Keeney notched All-SWC selections.

## SCORING SUMMARY

	1	2	3	4	F
Tennessee Volunteers	0	0	0	0	- 0
Rice Owls	8	0	0	0	- 8

### SCORING SUMMARY

1st	Rice	Keeney 50 run (kick failed)
	Rice	Safety, Murphy blocks punt out of endzone
Attendance: NA		

## FINAL STATISTICS

### TEAM STATISTICS

	Rice	UT
<b>FIRST DOWNS</b>	<b>9</b>	<b>5</b>
<b>NET YDS RUSHING</b>	<b>208</b>	<b>105</b>
<b>NET YDS PASSING</b>	<b>0</b>	<b>32</b>
Comp-Att	0-4	4-19
<b>TOTAL YDS</b>	<b>208</b>	<b>137</b>
Penalty Yards	40	67
Punts-Avg	13-44.3	15-38.1
Fumbles Lost	3	0

# 1950 COTTON BOWL

**Rice Owls 27**  
**North Carolina Tar Heels 13**  
 Jan. 1, 1950 • Cotton Bowl • Dallas, Texas

The Rice trio of Torbin Rote, Froggy Williams and Billy Burkhalter lifted the Rice Institute to a 27-13 victory over North Carolina at the 1950 Cotton Bowl.

After a scoreless first quarter, the Owls kicked its offense into high gear with a pair of scores in the second stanza.

Rice added touchdowns in the third and fourth quarters to build a 27-0 lead.

The Tar Heels got on the scoreboard as Paul Rizzo tallied two late touchdowns for the final margin of 27-13.

Rote completed 9-of-17 passes for 140 yards and two touchdowns. Williams hauled in four catches for 55 yards, including a 17-yard scoring strike.

Burkhalter rushed for 74 yards, including a 12-yard TD run and caught the other scoring pass from Rote.

The win put the final touches on Rice's greatest season ever. The Owls ended the year ranked No. 5 by the Associated Press with a 10-1 record.

Williams and center Joe Watson were named All-America while tackle Ralph Murphy received All-SWC honors.

## SCORING SUMMARY

	1	2	3	4	F
North Carolina Tar Heels	0	0	0	13	- 13
Rice Owls	0	14	7	6	- 27

### SCORING SUMMARY

1st	Rice	Burkhalter 44 pass from Rote (Williams kick)
	Rice	Lantrip 3 run (Williams kick)
3rd	Rice	Williams 17 pass from Rote (Williams kick)
4th	Rice	Burkhalter 12 run (kick failed)
	UNC	Rizzo 2 pass from Justice (Egbert Williams kick)
	UNC	Rizzo 2 run (Williams kick)
Attendance: 75,347		

## FINAL STATISTICS

### TEAM STATISTICS

	Rice	UNC
<b>FIRST DOWNS</b>	<b>18</b>	<b>16</b>
<b>NET YDS RUSHING</b>	<b>226</b>	<b>174</b>
<b>NET YDS PASSING</b>	<b>152</b>	<b>80</b>
Comp-Att	11-19	9-22
<b>TOTAL YDS</b>	<b>378</b>	<b>254</b>
Penalty Yards	26	30
Punts-Avg	4-42.8	6-38.0
Fumbles Lost	1	0

# 1954 COTTON BOWL

**Rice Owls 28**  
**Alabama Crimson Tide 6**  
 Jan. 1, 1954 • Cotton Bowl • Dallas, Texas

The most celebrated play in Rice football history highlighted the Owls' fourth straight bowl victory, a 28-6 triumph over Alabama at the 1954 Cotton Bowl.

Rice led 7-6 but faced first-and-15 from its own five-yard line.

Taking a handoff from quarterback Leroy Fenstemaker, Dicky Maegle took off around right end. A block by Blois Bridges allowed Maegle to turn the corner. Mac Taylor flattened another 'Bama defender while Gordon Kellogg took out the last man (Bart Starr). Maegle seemed to be long gone on his way to his second touchdown of the game.

As Maegle approached midfield, Alabama's Tommy Lewis jumped off the bench, stepped around a couple teammates, and ran laterally down the sideline before throwing a body block into Maegle's legs at the Crimson Tide 42-yard line.

Moments later, referee Cliff Shaw awarded Maegle and the Owls a 95-yard touchdown, the longest run in Cotton Bowl history.

Maegle also scored on runs of 79 and 34 yards en route to 265 rushing yards on only 11 carries, an unbelievable average of 24.1 yards per attempt.

Rice finished the season with a 9-2 record, ranked sixth in both the final AP and UPI polls.

Kosse Johnson and John Hudson won All-America status while Leo Rucka and Kenny Paul were named All-Southwest Conference.

## SCORING SUMMARY

	1	2	3	4	F
Alabama Crimson Tide	6	0	0	0	- 6
Rice Owls	0	14	7	7	- 28

### SCORING SUMMARY

1st	UA	Lewis 1 run (kick blocked)
2nd	Rice	Maegle 79 run (Fenstemaker kick)
	Rice	Maegle awarded 95 run after bench tackle by Lewis (Fenstemaker kick)
3rd	Rice	Maegle 34 run (Fenstemaker kick)
4th	Rice	Grantham 7 run (Burk kick)
Attendance: 75,000		

## FINAL STATISTICS

### TEAM STATISTICS

	Rice	UA
<b>FIRST DOWNS</b>	<b>14</b>	<b>11</b>
<b>NET YDS RUSHING</b>	<b>379</b>	<b>188</b>
<b>NET YDS PASSING</b>	<b>59</b>	<b>67</b>
Comp-Att	4-10	7-16
<b>TOTAL YDS</b>	<b>438</b>	<b>255</b>
Penalty Yards	89	65
Punts-Avg	8-25.1	7-42.7
Fumbles Lost	0	4



# 1958 COTTON BOWL

**Navy Midshipmen** **20**  
**Rice Owls** **7**

**Jan. 1, 1958 • Cotton Bowl • Dallas, Texas**

The Rice unbeaten streak in bowl games came to a close as Navy quarterback Tom Forrestal out dueled the Owls' tandem of King Hill and Frank Ryan as Navy emerged with a 20-7 win over Rice at the Cotton Bowl.

The Middies also took advantage of five Owl fumbles.

Forrestal and Ryan each set a Cotton Bowl record with 13 completions.

Rice Rice's only touchdown came on an eight-yard pass from Ryan to Ken Williams.

Rice's 1957 SWC championship was highlighted by a 7-6 win over top-ranked Texas A&M at a soldout Rice Stadium.

The Owls tallied a 7-4 overall mark and a No. 7 ranking by UPI, No. 8 by AP.

Hill was an All-America quarterback while end Buddy Dial, tackle Larry Whitmire and guard Matt Gorges were All-Southwest Conference selections.

## SCORING SUMMARY

	1	2	3	4	F
Navy Midshipmen	6	7	7	0	- 20
Rice Owls	0	0	7	0	- 7

### SCORING SUMMARY

1st Navy Tranchini 1 run (kick failed)  
 2nd Navy Hurst 12 run (Oldham kick)  
 3rd Navy Oldham 19 run (Oldham kick)  
 Rice Williams 8 pass from Ryan (Hill kick)  
 Attendance: 75,500

## FINAL STATISTICS

### TEAM STATISTICS

	Rice	Navy
<b>FIRST DOWNS</b>	<b>14</b>	<b>21</b>
<b>NET YDS RUSHING</b>	<b>137</b>	<b>222</b>
<b>NET YDS PASSING</b>	<b>164</b>	<b>153</b>
Comp-Att	14-27	13-27
<b>TOTAL YDS</b>	<b>301</b>	<b>375</b>
Penalty Yards	53	65
Punts-Avg	5-42.0	3-36.6
Fumbles Lost	5	3

# 1961 SUGAR BOWL

**Ole Miss Rebels** **14**  
**Rice Owls** **6**

**Jan. 2, 1961 • Tulane Stadium • New Orleans, La.**

Ole Miss quarterback Jake Gibbs teamed up with an opportunistic Rebel defense that spelled doom for Rice in a 14-6 defeat during the school's only trip to the Sugar Bowl.

Gibbs scored a pair of touchdowns, including one to in the game's opening moments to give Ole Miss an early 7-0 lead.

The Owls drove deep inside Rebel territory four times and were turned away each time without scoring.

The fifth time was a charm as Butch Blume scored on a two-yard run late in the third quarter to trim the deficit to 7-6.

Gibbs answered late in the fourth quarter with a 3-yard score for the final margin of 14-6.

Rice finished 7-4 in a three-way tie for second place in the Southwest Conference standings.

Rice end Johnny Burrell and guard Rufus King garnered All-Southwest Conference honors.

## SCORING SUMMARY

	1	2	3	4	F
Ole Miss Rebels	7	0	0	7	- 14
Rice Owls	0	6	0	0	- 6

### SCORING SUMMARY

1st UM Gibbs 8 run (Green kick)  
 2nd Rice Blume 2 run (kick failed)  
 4th UM Gibbs 3 run (Green kick)  
 Attendance: 82,851

## FINAL STATISTICS

### TEAM STATISTICS

	Rice	UM
<b>FIRST DOWNS</b>	<b>19</b>	<b>13</b>
<b>NET YDS RUSHING</b>	<b>103</b>	<b>143</b>
<b>NET YDS PASSING</b>	<b>178</b>	<b>43</b>
Comp-Att	14-28	5-15
<b>TOTAL YDS</b>	<b>281</b>	<b>186</b>
Penalty Yards	30	10
Punts-Avg	3-34.0	5-40.4
Fumbles Lost	0	1

# 1961 BLUEBONNET BOWL

**Kansas Jayhawks** **33**  
**Rice Owls** **7**  
**Dec. 16, 1961 • Rice Stadium • Houston, Texas**

Kansas scored 27 unanswered points aided by four rushing touchdowns by three different Jayhawks, turning a 7-6 Rice second quarterter lead into a 33-7 loss at the 1961 Bluebonnet Bowl.

Johnny Burrell caught a 5-yard touchdown pass from Randy Kerbow as the Owls grabbed the lead.

Rice's defense forced Kansas to punt on its next possession, but John Hadl mishandled the wet ball on the center's snap for the punt, recovered and went 41 yards on the broken play.

Three plays later, Kansas scored on Ken Coleman's second rushing touchdown of the day to take a 12-7 halftime lead.

A pair of scores by Roger McFarland on double reverse plays pushed the Owls into a 25-7 hole after three quarters.

The Jayhawks tacked on their fifth rushing score in the fourth quarter for the final margin of 33-7.

The Owls were 7-4 in 1961 and finished third in the Southwest Conference.

Burrell, tackle Robert Johnston and back Roland Jackson notched All-Southwest Conference accolades.

## SCORING SUMMARY

	1	2	3	4	F
Kansas Jayhawks	6	6	13	8	- 33
Rice Owls	0	7	0	0	- 7

### SCORING SUMMARY

1st	KU	Coleman 1 run (kick failed)
2nd	Rice	Burrell 5 pass from Kerbow (Blume kick)
	KU	Coleman 1 run (kick failed)
3rd	KU	McFarland 9 run (Barnes kick)
	KU	McClinton 4 run (kick failed)
4th	KU	McFarland 12 run (Boydston pass to Hadl)
Attendance: 53,000		

## FINAL STATISTICS

### TEAM STATISTICS

	Rice	KU
<b>FIRST DOWNS</b>	<b>11</b>	<b>21</b>
<b>NET YDS RUSHING</b>	<b>58</b>	<b>293</b>
<b>NET YDS PASSING</b>	<b>163</b>	<b>64</b>
Comp-Att	11-20	2-7
<b>TOTAL YDS</b>	<b>221</b>	<b>357</b>
Penalty Yards	0	15
Punts-Avg	6-31.0	3-37.0
Fumbles Lost	3	0

# 2006 NEW ORLEANS BOWL

**Troy Trojans** 41  
**Rice Owls** 17

Dec. 22, 2006 • Superdome • New Orleans, La.

Rice quarterback Joel Armstrong threw for career-high 305 yards and a pair of touchdowns and Jarett Dillard set an NCAA mark for consecutive games with a touchdown, but Troy's Omar Haugabook proved to be even more productive as he led the Trojans to a 41-17 win in the R&L Carriers New Orleans Bowl.

It was a game of notable returns both for the Owls, who had not been bowling since 1961, and for the New Orleans Bowl, which had been forced to relocate in 2005 in the aftermath of Hurricane Katrina.

For the Owls, the game capped a magical run through the 2006 season, one in which they found themselves at 1-5 at the midpoint before ripping off six consecutive victories to earn their first bowl bid since 1961. Over 12,000 Owl fans descended on the Crescent City to celebrate the achievement, and even though the final result was not what they had hoped, the overall effect of the season was not diminished.

Haugabook, the unanimous MVP of the game, completed 14 of 28 for 217 yards. He also picked up 92 of Troy's 148 rushing yards. He led the Trojans to a quick 14-0 lead before Armstrong and the Owls found their offensive footing.

He completed seven consecutive passes to march Rice 76 yards, the last 11 coming when he found Mike Falco just inside the sideline marker for a touchdown to cut the margin to 14-7.

The Owls then held Troy without a first down and appeared to be driving to a tying score, but a holding call on third down wiped out a first down near midfield and Rice was forced to punt back to Troy. Haugabook then needed just three plays to cover 67 yards and push the lead back to 21-7.

The Owls were repeatedly frustrated by ill-timed holding calls, in addition to Haugabook, who extended the Troy led to 34-10 by the midpoint of the four quarter. At that point, the only suspense for Rice fans was if Dillard's streak of 12 games during the season with a score would come to an end.

Late in the second quarter, the streak appeared to have been extended when Armstrong connected with him from 52 yards out, but a holding call wiped out the play. As the game wore on, Dillard began to experience leg cramps, and he was not on the field as the Owls drove deep into Troy territory with less than six minutes to go.

But on fourth and goal from the Troy one-yard line, Dillard came back on the field and Armstrong hit him in the corner of the end zone for the score. It was his 15th consecutive game with a TD catch, dating to last season. His 13-game touchdown streak in 2006 set an NCAA record, breaking the mark of 12 set by Randy Moss in 1997 and matched by Larry Fitzgerald in 2003.

Armstrong finished the night with a school record 35 completions (in 54 attempts). He tied a school mark by throwing five interceptions to go along with his two TD passes.

## SCORING SUMMARY

	1	2	3	4	F
Troy Trojans	21	7	3	10	- 41
Rice Owls	7	3	0	7	- 17

### SCORING SUMMARY

1st	Troy	Haugabook 2 run (Whibbs kick)
	Troy	Banks 3 pass from Haugabook (Whibbs kick)
	Rice	Falco 11 pass from Armstrong (Fangemeier kick)
	Troy	Terry 56 pass from Haugabook (Whibbs kick)
2nd	Rice	Fangmeier 43 FG
3rd	Troy	Whibbs 25 FG
4th	Troy	Whibbs 26 FB
	Rice	Dillard 1 pass from Armstrong (Fangmeier kick)
	Troy	Rutledge 5 pass from Haugabook (Whibbs kick)
Attendance: 24,791		

## FINAL STATISTICS

### TEAM STATISTICS

	Rice	Troy
<b>FIRST DOWNS</b>	<b>19</b>	<b>15</b>
Rushing	3	8
Passing	13	7
Penalty	3	0
Rushing Attempts	21	33
Yds Gained Rushing	69	170
Yds Lost Rushing	30	22
<b>NET YDS RUSHING</b>	<b>39</b>	<b>148</b>
<b>NET YDS PASSING</b>	<b>305</b>	<b>228</b>
Comp-Att-Int	35-54-5	15-29-1
<b>TOTAL PLAYS-YDS</b>	<b>75-344</b>	<b>62-376</b>
Fumbles-Lost	2-0	0-0
Penalties-Yards	5-7-49	7-70
Punts-Avg	5-35.0	4-43.2
Punt Ret-Yds-TD	2-5-0	1-10-0
KO Ret-Yds-TD	5-78-0	2-46-0
INT Ret-Yds-TD	1-0-0	5-22-0
Possession Time	33:57	26:03
Third Down Conv	9-18	8-16
Fourth Down Conv	1-1	1-1
Red Zone Scores-Att	2-3	6-6
Sacks-Yds	2-11	4-16
Field Goals	1-1	2-2

### LEADING TACKLERS

<b>Rice</b>	Terrance Garmon 8-1-9, Brian Raines 5-3-8, Marcus Rucker 6-0-6, Chad Price 3-2-5.
-------------	---

### Troy

Leodis McKelvin 9-2-11, Marcus Richardson 7-1-8, Brannon Condren 7-0-7, Ryan Babb 6-1-7.
--

### INDIVIDUAL STATISTICAL LEADERS

RUSHING	ATT	YDS	TD
<b>Rice</b>			
Joel Armstrong	16	35	0
Quinton Smith	5	4	0
<b>Troy</b>			
Oarm Haugabook	14	92	1
Kenny Cattouse	12	36	0
Anthony Jones	5	18	0
<b>PASSING</b>	<b>A-C-I</b>	<b>YDS</b>	<b>TD</b>
<b>Rice</b>			
Joel Armstrong	54-35-5	305	2
<b>Troy</b>			
Omar Haugabook	28-14-1	217	4
Justin Bray	1-1-0	11	0
<b>RECEIVING</b>	<b>REC</b>	<b>YDS</b>	<b>TD</b>
<b>Rice</b>			
Jarett Dillard	9	71	1
Quinton Smith	8	75	0
Mike Falco	6	49	1
Corbin Smiter	6	48	0
<b>Troy</b>			
Mykeal Terry	2	96	1
Andrew Davis	2	35	1
Kenny Cattouse	2	19	0
Gary Banks	2	8	1

# 2008 TEXAS BOWL

**Rice Owls 38**  
**Western Michigan Broncos 14**  
**Dec. 30, 2008 • Reliant Stadium • Houston, Texas**

Rice ended more than 50 years of postseason frustration with a near-perfect performance in the 2008 Texas Bowl.

Chase Clement threw three touchdown passes, ran for a score and caught a TD pass from Jarett Dillard to lead the Owls to a 38-14 win over Western Michigan at Reliant Stadium.

Just a 15-minute drive from their campus, the Owls won a bowl game for the first time since the 1954 Cotton Bowl and reached 10 victories for the first time since 1949.

Clement went 30-for-44 for 307 yards and was the game's Most Valuable Player. Dillard caught his nation-leading 20th touchdown of the season. He finished his Rice career with 60 career TD catches, an NCAA record by 10, and also tied former Memphis running back DeAngelo Williams' Conference USA record for career touchdowns.

The performance by Rice's defense may have been just as remarkable.

The Owls were giving up 467 yards and 35 points per game, but shut out the high-scoring Broncos for more than three quarters before Tim Hiller threw a 2-yard TD pass to Kirk Elsworth with 6:33 left in the game.

Western Michigan, ranked 24th in total offense coming in, gained only 278 yards and went 3-for-14 on third down. Hiller, who led the Mid-American Conference in yards passing, went 19-for-42 for 198 yards with two interceptions.

Jamarko Simmons caught a 9-yard pass on the Broncos' first play from scrimmage, setting a school record with his 99th reception of the season. But Juan Nunez dropped a touchdown pass behind the Rice defense and John Potter missed a 51-yard field-goal try, setting the tone for the Broncos' night.

Western Michigan safety Louis Delmas was called for pass interference to set up Clement's 26-yard touchdown run with 5:21 left in the first quarter. It was Clement's 12th rushing TD of the season.

The Owls' defense stuffed Brandon West on a third-and-1 from the Western 39, Clement threw a 29-yard pass to James Casey and Clark Fangmeier kicked a 30-yard field goal to put the Owls up 10-0.

Corbin Smiter couldn't handle a third-down pass from Clement early in the second quarter, but Broncos safety Mario Armstrong was flagged for a high hit that knocked off Smiter's helmet. A pass interference call on cornerback Londen Fryar gave the Owls a first down at the 2 and Toren Dixon caught a TD pass from Clement with 6:53 left in the first half to make it 17-0.

Rice safety Andrew Sendejo leaped for an interception on the Broncos' next drive. The Owls led Conference USA in turnover margin during the regular season (plus-13). Under heavy pressure, Clement threw a 45-yard touchdown pass to Casey with 1:15 remaining in the half for a 24-0 lead.

The Broncos had 90 yards and six first downs in the opening half. Hiller went 10-for-22 for 69 yards and was intercepted by Rice's Chris Jones on the last play before the break.

Western Michigan receivers dropped third-down passes on the first two series of the second half, dropping the Broncos to 1-for-9 on third downs for the game.

Rice converted a fourth down from the Broncos 25. Then, Clement passed to Dillard, who threw back to a wide-open Clement for a touchdown and a 31-0 lead. It was Dillard's first career completion and the 51st touchdown produced by the duo, but the first with the roles reversed.

Dillard caught an 18-yard pass from Clement in the fourth quarter to give Rice a 38-0 lead. The Owls had never scored more than 28 points in eight previous bowls.

## SCORING SUMMARY

	1	2	3	4	F
Western Michigan Broncos	0	0	0	14	- 14
Rice Owls	10	14	7	7	- 38

### SCORING SUMMARY

1st	5:21	Rice	Clement 26 run (Fangmeier kick)
	0:22	Rice	Fangmeier 30 FG
2nd	6:53	Rice	Dixon 6 pass frm Clement (Fangmeier kick)
	1:15	Rice	Casey 45 pass from Clement (Fangmeier kick)
3rd	6:35	Rice	Clement 13 pass from Dillard (Fangmeier kick)
4th	9:38	Rice	Dillard 18 pass from Clement (Fangmeier kick)
	6:33	WMU	Elsworth 2 pass from Hiller (Potter kick)
	0:25	WMU	Julien 13 pass from Hiller (Potter kick)
Attendance: 58,880			

## FINAL STATISTICS

### TEAM STATISTICS

	WMU	Rice
<b>FIRST DOWNS</b>	<b>15</b>	<b>28</b>
Rushing	3	9
Passing	11	16
Penalty	1	3
Rushing Attempts	19	37
Yds Gained Rushing	63	166
Yds Lost Rushing	2	31
<b>NET YDS RUSHING</b>	<b>61</b>	<b>135</b>
<b>NET YDS PASSING</b>	<b>217</b>	<b>320</b>
Comp-Att-Int	20-43-2	31-47-0
<b>TOTAL PLAYS-YDS</b>	<b>62-278</b>	<b>84-455</b>
Fumbles-Lost	0-0	0-0
Penalties-Yards	5-53	8-64
Punts-Avg	5-36.4	4-34.5
Punt Ret-Yds-TD	3-19-0	3-15-0
KO Ret-Yds-TD	6-87-0	2-42-0
INT Ret-Yds-TD	0-0-0	2-0-0
Possession Time	21:31	38:29
Third Down Conv	3-14	13-20
Fourth Down Conv	2-3	1-1
Red Zone Scores-Att	2-3	4-4
Sacks-Yds	3-29	0-0
Field Goals	0-1	1-1

### LEADING TACKLERS

**Western Michigan**  
 Louis Delmas 8-2-10, E.J. Biggers 8-0-0, C.J. Wilson 6-0-6.

### Rice

Travis Bradshaw 7-1-8, Chance Talbert 5-0-5, Chris Jones 4-1-5, Andrew Sendejo 4-0-4, Brian Raines 3-1-4, Terrance Garmon 2-2-4.

### INDIVIDUAL STATISTICAL LEADERS

RUSHING	ATT	YDS	TD
<b>Western Michigan</b>			
Brandon Wester	15	56	0
Aaron Winchester	2	5	5
<b>Rice</b>			
Chase Clement	12	72	1
C.J. Ugokwe	17	54	0
Jeremy Goodson	3	14	0
James Casey	3	10	0
PASSING	A-C-I	YDS	TD
<b>Western Michigan</b>			
Tim Hiller	19-42-2	198	2
E.J. Biggers	1-1-0	19	0
<b>Rice</b>			
Chase Clement	30-44-0	307	3
Jarett Dillard	1-2-0	13	1
Jeremy Goodson	0-1-0	0	0
RECEIVING	REC	YDS	TD
<b>Western Michigan</b>			
Jamarko Simmons	6	92	0
Brandon West	6	2	0
Schneider Julien	3	30	1
Juan Nunez	2	40	0
<b>Rice</b>			
Jarett Dillard	8	86	1
Toren Dixon	8	58	1
James Casey	7	112	1
Jeremy Goodson	3	22	0
Corbin Smiter	2	18	0
Chase Clement	1	13	1



# 2012 ARMED FORCES BOWL

**Rice Owls** **34**  
**Air Force Falcons** **14**  
 Dec. 29, 2012 • Amon G. Carter Stadium • Fort Worth, Texas

Driphus Jackson and Jordan Taylor sparked a second-half offensive explosion while the Rice defense totally dominated on of the top rushing offenses in the country and the Owls downed Air Force 33-14 in the 10th annual Bell Helicopter Armed Forces Bowl in Fort Worth.

Playing in a newly-renovated Amon G. Carter Stadium the site of so many past memories from the days when Rice and TCU were Southwest Conference rivals, the 2012 Owls closed out a remarkable sprint to the finish, winning their fifth straight and sixth in the last seven to rescue a season that saw them open 1-5.

Jackson came on in relief at quarterback just before halftime after Taylor McHargue was knocked out of the game. He threw for 264 yards and a pair of touchdowns as the Owls outscored the Falcons 26-0 in the second half.

Taylor matched the legendary Dicky Maegle's effort in the 1954 Cotton Bowl, scoring three times on touchdown receptions. He finished with a career-best nine catches and set a Rice bowl record with 153 yards receiving to earn Rice MVP honors as well as a spot on several All-Bowl game teams.

After taking an early 7-0 led, the Owls found themselves down 14-7 at the half thanks in part to three turnovers. But they played error-free football in the second half on offense, while the Rice defense throttled the Air Force rushing game to just 25 yards in the second half.

Air Force entered the game ranked second in the country, averaging 328 yards per game, but the Owls held them to just 166 in the game, only the fourth time in the last four years a team had held them under 170.

After the Owls' defense stopped the initial Falcons' possession of the second half, the offense put together an eight play, 87-yard drive to knot the score on a 22-yard pass from Jackson to Taylor. Rice went ahead to stay on their next possession, eating up the rest of the third quarter as they marched 74 yards in nine plays. Two plays into the fourth quarter, Charles Ross barged in from two yards out to make it 21-14.

The Rice defense held Air Force to four three-and-outs in the last half and the offense never gave the Falcons a chance to get back into the game, holding on to the ball for 20:31 in the second half.

The win was the Owls second straight in a bowl game under David Bailiff, allowing him to join Jess Neely as the only coaches in school history to have won multiple bowl games.

## SCORING SUMMARY

	1	2	3	4	F
Rice Owls	7	0	7	19	- 33
Air Force Falcons	0	14	0	0	- 14

### SCORING SUMMARY

1st	4:05	RICE	Taylor 16 yd pass from McHargue (Boswell kick)
2nd	6:14	AF	Pearson 9 yd run (Herrington kick)
	2:36	AF	Cobb 1 yd run (Herrington kick)
3rd	9:30	RICE	Taylor 22 yd pass from Jackson (Boswell kick)
4th	14:25	RICE	Ross 2 yd run (Boswell kick)
	11:18	RICE	Boswell 24 yd field goal
	4:31	RICE	Boswell 25 yd field goal
	1:38	RICE	Taylor 34 yd pass from Jackson (kick blocked)
Attendance: 40,754			

## FINAL STATISTICS

### TEAM STATISTICS

	Rice	AF
<b>FIRST DOWNS</b>	<b>24</b>	<b>12</b>
Rushing	9	10
Passing	13	2
Penalty	2	0
Rushing Attempts	54	48
Yds Gained Rushing	243	184
Yds Lost Rushing	35	18
<b>NET YARDS RUSHING</b>	<b>208</b>	<b>166</b>
<b>NET YARDS PASSING</b>	<b>295</b>	<b>48</b>
Comp-Att-Int	21-29-0	3-12-1
<b>TOTAL PLAYS-YDS</b>	<b>83-503</b>	<b>60-214</b>
Fumbles-Lost	5-3	2-2
Penalties-Yards	5-35	5-45
Punts-Avg.	2-36.5	7-31.3
Punt Ret-Yards-TD	2-13-0	0-0-0
KO Ret-Yds-TD	3-47-0	4-82-0
INT Ret-Yds-TD	1-0-0	0-0-0
Possession Time	37:52	22:08
Third-Down Conv	10-20	4-14
Fourth-Down Conv	1-2	1-2
Red-Zone Scores-Att	4-6	2-2
Sacks-Yards	2-11	2-12
Field Goals	2-3	0-0

### LEADING TACKLERS

**Rice**  
 Cameron Nwosu 6-4-10; Julius White 5-3-8; Paul Porras 5-2-7.

**Air Force**  
 Austin Niklas 11-3-14; Alex Means 8-4-12; Brian Lindsay 8-1-9.

### INDIVIDUAL STATISTICAL LEADERS

RUSHING	ATT	YDS	TD
<b>Rice</b>			
Turner Petersen	9	81	0
Charles Ross	16	57	1
Taylor McHargue	10	39	0
Driphus Jackson	13	32	0
<b>Air Force</b>			
Ty MaCarthur	9	48	0
Wes Cobb	13	39	1
Cody Getz	7	35	0
Connor Dietz	6	11	0
PASSING	C-A-I	YDS	TD
<b>Rice</b>			
Driphus Jackson	15-21-0	264	2
Taylor McHargue	6-8-0	31	1
<b>Air Force</b>			
Kale Pearsson	2-8-1	44	0
RECEIVING	REC	YDS	TD
<b>Rice</b>			
Jordan Taylor	9	153	3
Sam McGuffie	5	80	0
Turner Petersen	3	11	0
<b>Air Force</b>			
Don Strickland	1	29	0
Drew Coleman	13	15	0
Marc Hendricks	1	4	0

# 2013 LIBERTY BOWL

**Rice Owls 7**  
**Mississippi State Bulldogs 44**  
**Dec. 31, 2013 • Liberty Bowl Stadium • Memphis, Tenn.**

Rice saw its hopes to add one final chapter to a championship season come to an abrupt end as Mississippi State spotted the Owls an early lead, then scored 44 consecutive points to capture the 55th AutoZone Liberty Bowl 44-7 in Memphis.

Dak Prescott, who sparked the Bulldogs (7-6) to bowl eligibility with a dramatic return to the lineup against arch rival Ole Miss in the Egg Bowl, threw for 283 yards and three scores and added 78 yards and two more touchdowns on the ground to earn MVP honors. He teamed with wide receiver Jameon Lewis for most of the damage through the air, as Lewis set a school record with 220 receiving yards on nine receptions.

The Owls (10-4) were looking to win 11 games for the first time in school history and the used a familiar script to take an early 7-0 lead.

Phillip Gaines recovered a fumble on MSU's first possession, and nine plays later, Charles Ross bulled over from a yard out to give Rice a 7-0 lead. It marked the 13th time in 14 games this year that the Owls had scored first, and it was Ross' 36th career touchdown, moving him into third place on the Rice career list. Ross also became the first Owl to score in consecutive bowl games.

Prescott's first TD pass knotted the game at 7-7 after one quarter and then led the Bulldogs to 20 points in the second stanza. He was masterful on third down, converting a series of third and long challenges to keep scoring drives alive.

While Prescott was frustrating the Rice defense, the Bulldog defenders clamped down on the Owls offense.

Rice gained 82 yards on 19 plays in the first quarter, but could gain only an addition 63 the remainder of the game. Ross ran for 22 yards in the first quarter, but gained only six the rest of the way to close out his career with 2,689, second best in school history. He was selected by the media as the Owls Offensive Player of the Game, while linebacker James Radcliffe, who forced the fumble that set up the Owls opening score, was tabbed as the Owls Defensive Player of the Game.

## SCORING SUMMARY

	1	2	3	4	F
Rice Owls	7	0	0	0	7
Mississippi State Bulldogs	7	20	14	3	44

### SCORING SUMMARY

1st	6:41	RICE	Ross 1 yd run (Boswell kick)
	2:01	MS	Perkins 10 yd reception (Sobiesk kick)
2nd	9:49	MS	Shumpert 1 yd run (Sobiesk kick)
	4:32	MS	Johnson 13 yd reception (Sobiesk kick blocked)
	0:10	MS	Samuel 4 yd reception (Sobiesk kick)
3rd	07:25	MS	Dak Prescott 5 yd run (Sobiesk kick)
	01:42	MS	Dak Prescott 11 yd run (Sobiesk kick)
4th	04:45	MS	Earhart 19 yd field goal
Attendance: 57,846			

## FINAL STATISTICS

### TEAM STATISTICS

	RICE	MS
<b>FIRST DOWNS</b>	<b>7</b>	<b>27</b>
Rushing	3	15
Passing	3	12
Penalty	1	0
Rushing Attempts	32	46
Yds Gained Rushing	82	256
Yds Lost Rushing	21	48
<b>NET YDS RUSHING</b>	<b>61</b>	<b>239</b>
<b>NET YDS PASSING</b>	<b>84</b>	<b>294</b>
Comp-Att-Int	8-16-0	18-30-0
<b>TOTAL PLAYS-YDS</b>	<b>48-145</b>	<b>76-533</b>
Fumbles-Lost	2-1	1-1
Penalties-Yards	3-18	2-30
Punts-Avg	7-39.4	1-31.0
Punt Ret-Yds-TD	0-0-0	4-33-0
KO Ret-Yds-TD	6-83-0	1-27-0
INT Ret-Yds-TD	0-0-0	0-0-0
Possession Time	24:42	35:18
Third Down Conv	4 of 14	8 of 12
Fourth Down Conv	1 of 2	0 of 1
Red Zone Scores-Att	1-1	7-8
Sacks-Yds	1-7	4-20
Field Goals	0-0	1-1

### LEADING TACKLERS

<b>RICE</b>
Michael Kutzler 6-4-10;
Christian Covington 6-2-8;
Julius White 5-3-8.
<b>MS</b>
Preston Smith 4-2-6;
Zach Jackson 4-0-4;
Deontay Evans 2-2-4.

### INDIVIDUAL STATISTICAL LEADERS

RUSHING	ATT	YDS	TD
<b>RICE</b>			
Charles Ross	10	28	1
Jowan Davis	7	21	0
Luke Turner	4	17	0
Dennis Parks	1	2	0
<b>MS</b>			
Dak Prescott	14	78	2
L.Perkins	13	47	0
Josh Robinson	3	45	0
Ashton Shumpert	7	29	1
<b>PASSING</b>	<b>C-A-I</b>	<b>YDS</b>	<b>TD</b>
<b>RICE</b>			
Taylor McHargue	8-15-0	84	0
Driphus Jackson	0-1-0	0	0
<b>MS</b>			
Dak Prescott	17-28-0	283	3
Damian Williams	1-2-0	11	0
<b>RECEIVING</b>	<b>REC</b>	<b>YDS</b>	<b>TD</b>
<b>RICE</b>			
Dennis Parks	3	38	0
Connor Cella	1	19	0
Klein Kubiak	1	15	0
Donte Moore	1	6	0
<b>MS</b>			
Jameon Lewis	9	220	0
D.Wilson	3	37	0
Malcolm Johnson	1	13	1
L.Perkins	1	10	1

# 2014 HAWAII BOWL

**Fresno State Bulldogs**

**6**

**Rice Owls**

**30**

Dec. 24, 2014 • Aloha Stadium • Honolulu, Hi.

Rice junior quarterback Driphus Jackson set a school bowl record by throwing for 318 yards and tied a second with three touchdown passes, while a rejuvenated Owls defense held Fresno State out of the end zone to lead them to a 30-6 win in the 13th Hawai'i Bowl at Honolulu's Aloha Stadium on Christmas Eve.

The victory marked a redemptive rebound for the Owls defense, who surrendered 76 points in their regular season finale at Louisiana Tech in late November. They bottled up the Mountain West's fourth-best offense, holding the Bulldogs to 158 yards and 22 points below their season averages. Fresno State ran only two plays inside the red zone for -3 yards and was held to -4 yards on seven plays inside the Owls' 25. It marked the first time in the history of the Hawai'i Bowl that a team was held without a touchdown and was the first time Rice had held a foe out of the end zone since the Memphis game in 2011.

The win allowed the Owls (8-5) to reach eight wins in a season for just the ninth time in school history. It also guaranteed Conference USA a winning record in bowl season. Conference teams have posted a 3-1 mark with Tech set to face Illinois on Friday.

Jackson made an immediate statement in the opening quarter, leading the Owls to a 16-3 lead that proved to be all they would need to grab their third bowl title in four opportunities under head coach David Bailiff.

Jackson and the Owls started quickly, marching down the field for an opening field goal, but then saw Fresno State answer with a field goal of its own thanks to a pair of penalties by the defense.

But he had a quick answer for the Bulldogs hopes, combining on a 53-yard pass play to Dennis Parks which set up a 14-yard touchdown toss to Jordan Taylor. Rice got the ball right back on the Bulldogs first play after the score as J.T. Blasingame picked up his first career interception and Jackson wasted no time, hitting Mario Hull on a 69-yard scoring play which was the longest touchdown pass in Rice Bowl history.

The 16-point first quarter was the most productive opening bowl quarter in school history and the most points in any bowl game quarter since the Owls scored 21 in the second quarter of their first-ever bowl appearance, the 1938 Cotton Bowl.

Fresno State tallied a second field goal in the second quarter to cut the margin to 16-6 at halftime and after the teams traded punts to open the third quarter, the Bulldogs' Marteze Waller broke off a 41-yard gain to the Rice 24 to put them on the doorstep of more points. But the drive stalled and on fourth down Brian Nordstrom broke through to block the field goal attempt.

Nordstrom and the rest of the Rice defense consistently rose to meet each challenge fashioned by Fresno State, thanks in large part to 12 tackles for loss and a stout effort on fourth down as the Owls stopped the Bulldogs four times on fourth down to run their season total to 15 stops in 20 chances (25%).

Nordstrom's blocked field goal seemed to inspire the Rice offense, which had lost its momentum after the momentous opening effort.

Jackson was 4-4 on the drive which ended when he hit Parks up the sideline and the junior from San Antonio applied a stiff arm on his final pursuer to free him on a 40-yard touchdown and push him over 100 yards receiving for the first time in his career. His 109 yards on the day marked just the third time in school history a receiver has topped 100 yards in a bowl game (Jordan Taylor, 153 vs. Air Force; James Casey, 112 vs. Western Michigan). Darik Dillard set up his own one-yard TD run in the fourth quarter after taking a screen pass from Jackson and rambling 58 yards to the Fresno State one. The TD was Dillard's 11th on the ground this season and was his 16th career touchdown.

The bowl victory was head coach David Bailiff's third in four tries with Rice, matching Jess Neely for the most career bowl victories by an Owls head coach, and was the eighth of the year. This is the ninth time in school history the Owls have won eight or more games in a season and they have now won the most games in two (18) and three (25) seasons in school history.

## SCORING SUMMARY

	1	2	3	4	F
Fresno State	3	3	0	0	- 6
Rice Owls	16	0	7	7	- 30

### SCORING SUMMARY

1st	6:41	RICE	Ross 1 yd run (Boswell kick)
1st	10:32	RICE	Hairston 21 yd field goal
	2:16	FS	Kroening 44 yd field goal
	0:23	RICE	Taylor 14 yd reception (PAT failed)
	0:04	RICE	Hull 69 yd reception (Hairston kick)
2nd	8:53	FS	Kroening 40 yd field goal
3rd	6:18	RICE	Parks 40 yd reception (Hairston kick)
4th	10:07	RICE	Dillard 1 yd run (Hairston kick)

## FINAL STATISTICS

### TEAM STATISTICS

	FSU	Rice
<b>FIRST DOWNS</b>	<b>15</b>	<b>16</b>
Rushing	7	7
Passing	6	8
Penalty	2	1
Rushing Attempts	42	40
Yds Gained Rushing	205	163
Yds Lost Rushing	43	48
<b>NET YDS RUSHING</b>	<b>162</b>	<b>137</b>
<b>NET YDS PASSING</b>	<b>93</b>	<b>326</b>
Comp-Att-Int	17-38-2	16-26-0
<b>TOTAL PLAYS-YDS</b>	<b>80-255</b>	<b>66-463</b>
Fumbles-Lost	1-0	0-0
Penalties-Yards	1-15	12-100
Punts-Avg	6-43.5	8-40.5
Punt Ret-Yds-TD	2-9-0	2-8-0
KO Ret-Yds-TD	2-40-0	2-41-0
INT Ret-Yds-TD	0-0-0	2-0-0
Possession Time	27:45	32:15
Third Down Conv	7 of 21	3 of 14
Fourth Down Conv	0 of 4	0 of 1
Red Zone Scores-Att	0-1	3-3
Sacks-Yds	2-14	4-24
Field Goals	2-3	1-1

### LEADING TACKLERS

Fresno State
Karl Mickelsen 9-2-11
Ejiro Ederaine 7-4-11
Derron Smith 7-0-7

### Rice

Alex Lyons 8-0-8
Julius White 7-1-8
Bryce Callahan 6-0-6

### INDIVIDUAL STATISTICAL LEADERS

Fresno State	C-A-I	YDS	TD
Marteze Waller	15	76	0
Josh Quezada	12	52	0
Brian Burrell	9	32	0
Zack Greenlee	4	7	0
<b>Rice</b>			
Jowan Davis	13	46	0
Luke Turner	6	42	0
Driphus Jackson	13	41	0
Brandon Hamilton	2	5	0
<b>PASSING</b>			
<b>Fresno State</b>			
Brian Burrell	10-20-2	44	0
Zack Greenlee	7-18-0	49	0
<b>Rice</b>			
Driphus Jackson	15-24-0	318	3
Luke Turner	1-2-0	8	0
<b>RECEIVING</b>			
<b>Fresno State</b>			
Josh Harper	4	25	0
Greg Watson	4	14	0
Justin Johnson	2	15	0
Josh Quezada	2	6	0
<b>Rice</b>			
Dennis Parks	5	109	1
Jordan Taylor	5	61	1
Mario Hull	3	82	1
Darik Dillard	2	57	0

# 2022 LENDINGTREE BOWL

**Rice Owls 24**  
**Southern Miss Golden Eagles 38**  
**Dec. 17, 2022 • Hancock Whitney Stadium • Mobile, Ala.**

Rice gained 425 yards of offense, but Frank Gore, Jr., rushed for 329 yards and the Owls fell to Southern Miss, 38-24, in the LendingTree Bowl.

**The Story**

Southern Miss opened the game needing just five plays to get in the end zone. After the teams traded punts, Rice drove into USM territory. But, after AJ Padgett connected on a 26-yard pass Jack Bradley, he fumbled and Southern Miss recovered. Two possessions later, the Golden Eagles doubled their lead when Gore went 64 yards for a touchdown. Rice got on the board when it drove to the USM 15-yard line, but had to settle for a Christian VanSickle 34-yard field goal. But Southern Miss answered with a field goal of its own and Rice went into halftime trailing 17-3.

Rice began the second half firing on all cylinders. Padgett was 4-for-4 on their opening drive, finishing with a 26-yard touchdown to Isaiah Esdale. The Owls defense then stepped up as Izeya Floyd forced a fumble, which was recovered by Ikenna Enechukwu, and Rice took over at the Southern Miss 32. One play later, Padgett connected with Esdale for his second touchdown to tie the game. Rice forced a punt and immediately took advantage. After Cameron Montgomery went up the middle for 57 yards, Padgett hit Bradley Rozner in the corner of the end zone, giving Rice the 24-17 lead. But, the Golden Eagles came right back, needing just five plays to score and tie the game. The Owls again drove into USM territory, but were forced to punt. Southern Miss then retook the lead on a 26-yard touchdown pass. Rice had a chance to tie the game, moving the ball to the Southern Miss nine-yard line. But, on fourth-and-six, Padgett's pass attempt to Rozner was knocked away. Gore then put the game away, rushing up the middle for a 55-yard touchdown.

## SCORING SUMMARY

	1	2	3	4	F
Rice Owls	0	3	21	0	24
Southern Miss Golden Eagles	7	10	7	14	38

### SCORING SUMMARY

1st	12:20	USM	Caston 18-yd pass from Lowe III (Bourgeois kick)
2nd	10:14	USM	Gore 64-yd run (Bourgeois kick)
	6:04	RICE	VanSickle 34-yd field goal
	2:40	USM	Bourgeois 18-yd field goal
3rd	11:12	RICE	Esdale 26-yd pass from Padgett (VanSickle kick)
	10:08	RICE	Esdale 32-yd pass from Padgett (VanSickle kick)
	5:06	RICE	Rozner 18-yd pass from Padgett (Van Sickle kick)
	3:52	USM	Mims 18-yd pass from Gore (Bourgeois kick)
4th	14:18	USM	Brownlee 26-yd pass from Lowe III (Bourgeois kick)
	2:57	USM	Gore 55-yd run (Bourgeois kick)

Attendance: 20,512

## FINAL STATISTICS

### TEAM STATISTICS

	Rice	USM
<b>FIRST DOWNS</b>	<b>21</b>	<b>22</b>
Rushing	7	13
Passing	13	7
Penalty	1	2
Rushing Attempts	31	38
Yds Gained Rushing	154	378
Yds Lost Rushing	32	17
<b>NET YARDS RUSHING</b>	<b>122</b>	<b>361</b>
<b>NET YARDS PASSING</b>	<b>303</b>	<b>189</b>
Comp-Att-Int	20-39-1	9-19-0
<b>TOTAL PLAYS-YDS</b>	<b>70-425</b>	<b>57-550</b>
Fumbles-Lost	1-1	3-3
Penalties-Yards	9-57	6-55
Punts-Avg.	7-38.7	4-42.5
Punt Ret-Yards-TD	1-2-0	2-12-0
KO Ret-Yds-TD	2-29-0	4-97-0
INT Ret-Yds-TD	0-0-0	1-0-0
Possession Time	32:38	27:22
Third-Down Conv	5-15	2-9
Fourth-Down Conv	0-2	0-0
Red-Zone Scores-Att	2-3	3-3
Sacks-Yards	2-6	5-26
Field Goals	1-1	1-1

### LEADING TACKLERS

<b>Rice</b>		
Treshawn Chamberlain	5-2-7	
Josh Percy	5-2-7	
Myron Morrison	2-5-7	
<b>Southern Miss</b>		
Daylen Gill	4-7-11	
Santrell Latham	3-4-7	
Malik Shorts	4-3-7	

### INDIVIDUAL STATISTICAL LEADERS

RUSHING	ATT	YDS	TD
<b>Rice</b>			
Cameron Montgomery	7	63	0
Braylen Walker	1	20	0
Quinton Jackson	3	15	0
<b>Southern Miss</b>			
Frank Gore	21	329	2
Janari Dean	4	12	0
Jakarius Caston	1	9	0
PASSING	C-A-I	YDS	TD
<b>Rice</b>			
AJ Padgett	19-37-0	295	3
Shawqi Itraish	1-2-1	8	0
<b>Southern Miss</b>			
Trey Lowe III	7-16-0	170	2
Frank Gore	2-3-0	19	1
RECEIVING	REC	YDS	TD
<b>Rice</b>			
Isaiah Esdale	3	83	2
Luke McCaffrey	7	67	0
Quinton Jackson	2	54	0
Bradley Rozner	3	42	1
<b>Southern Miss</b>			
Jakarius Caston	4	94	1
Jason Brownlee	3	72	1
Tiaquelin Mims	1	18	1